

S.No.	Subject
1.	Know the young man characteristics, needs and interests of young men of Rover age.
2.	How Roving was born and what is Roving.
3.	Scout Promise and Law - Promise and Law as applied to Rover.
4.	Literature on Roving and knowledge of Scouting for Boys, APRO etc.
5.	Method of Rover Section, Patrol system. Buddy work.
6.	Know the syllabus up to Nipun Rover.
7.	Group System, link with Troop and Pack.
8.	Scouting and Religion- Duty to God.
9.	Crew Management- Starting and running a Rover Crew.
10.	Service within the Movement, Community service as applicable to Rover and Upa-Rashtrapati Award

Know the young man characteristics, needs and interests of young men of Rover age

Our Youth are backbone or the development of our country, if youth are physically, mentally strong then the country will develop economically, physically, politically, socially and spiritually. So, we should look after the youth or young people.

NEEDS OF YOUNG PEOPLE:

Physically and Mentally strong:-

- Looks the future.
- Get employment.
- Become a good citizen.
- Make a place in the society.
- Take perfect decision.
- Accommodate herself accordingly to the situation
- Adjust in the modern life style.
- Create new source of income.
- Make good social life style.
- Develop Skills.
- Involvement in Voluntary Organisations.
- Become self- dependent.
- Keep self-respect.
- Courage to face the difficulties in life.
- Decision Maker.
- Behave like Adult.
- To get love and affection from others.
- Knowledge of good literature.
- Active participation in Literacy, Polio, Sanitation Promotion, Blood Donation etc.

ASPIRATION OF YOUNG PEOPLE

Human life is full of ambition. Ambition makes strong motivation. It is fixed. Through ambition any person can reach at the target and felt happiness. It is closely related to the Qualification and Development.

- Achieve success in their own field.
- Good employment.
- Present skills and crafts in society.
- Create good impression in society.
- To get power.
- High standard of Social and Economic life style.
- Proceed in every field.
- An ideal representation or personality.
- Maintain good health.
- Represent herself attractively in the society.
- Faith in the religion.
- Follow the Aim, Law, Ideas of Dharma.
- Service.

How Rovering was Born and What is Rovering

Rover Scouting is the final stage in that system of training in the principles and practice of citizenship in which Cubbing and Scouting each in turn plays its part; all three sections of the Scout Movement sharing one common aim: the development of good citizenship among boys on the basis of the Scout Promise and Scout Law. Though Scouting was born in 1907, Rovering came very much later, in 1918.

Objectives

At the end of this Module, you will be able to:

1. Narrate the history of Scouting.
2. Describe the birth of Rovering.
3. Explain what is Rovering.

Thought for Reflection

Rover Scouting is a preparation of life, and also a pursuit for life.


- Baden-Powell

Birth of Scouting

Scouting's history commences with a British Army Officer, Robert Stephenson Smyth Baden-Powell. It is not merely one act or initiative of Baden-Powell that led to formation of Scouting but a number of events, prevailing conditions in England at that point of time, and influences which attracted the attention of Baden-Powell to draw up a plan to be of service to society, particularly the young boys. We shall explore them one by one. These influences are not presented in a sequential order.



Influence 1: While stationed in Lucknow, India as an Army Officer in 1876, Baden-Powell (B.-P.) found that his men did not know basic first aid or outdoor survival skills. They were not able to follow a trail, tell directions, read danger signs, or find food and water. Hoping to teach his men resourcefulness, adaptability and the leadership qualities demanded by frontier conditions, in 1896, Baden-Powell began to write a small military handbook titled ***Aids to Scouting***.



Influence 2: The boys of Mafeking from nine years up were organized into the Mafeking Cadet Corps, which was eventually recognized as an official part of the Mafeking defences. They took over all manner of duties such as message-carrying, orderly work in the field kitchens, anything that could free a trained man for combat duties. B.-P. had noticed how useful these boys



were and how they responded to responsibility being put on them. The courage and resourcefulness shown by the boys in the corps of messengers at Mafeking made a lasting impression on him.

The result crystallised in the form of an experimental camp in Brownsea Island, in Poole Harbour, Dorset, England in August 1907 organised by Baden-Powell. He wanted to see how far his scheme would interest boys of different upbringing and education and therefore recruited his 20 campers from various walks of English life. Some were from large public schools, others from the slums, shops or farms.

To the boys, the Brownsea camp became a thrilling adventure. They were having fun and excitement. They were not aware of the significance of what was happening – that their working and playing together would eventually result in millions of other boys sharing in the same game. To them, everything was a new and something to be treasured: the experience of camping in itself, the friendships they made in their patrols and the scout-craft skills they learned. They were organized into patrols. They played games, took hikes, cooked without utensils, learned stalking and pioneering skills. In the evenings, around the magic of a campfire, they were spellbound by B.-P.'s stories of his army adventures. Scouting had begun in earnest and was destined to spread around the world.




Each Patrol Leader was given full responsibility for the behaviour of his patrol at all times, in camp and in the field. The patrol was the unit for work or play. The boys were put on their honour to carry out orders. Responsibility, discipline, and competitive rivalry were thus at once established and a good standard of development was ensured throughout the troop.




After the Brownsea camp, B.-P. rewrote his earlier handbook and called it 'Scouting for Boys'. He incorporated many ideas from two American programmes for boys: The Woodcraft Indians, and The Sons of Daniel Boone.

Scouting for Boys was first published as a six – part series of magazine articles. People liked the series so well that it was published as a book in 1908.



The conduct of the first experimental camp by Baden-Powell at Brownsea Island in 1907 is considered to be the birth of Scouting.

Growth of the Movement




Scouting spread throughout England and began spreading to other countries. The first recognized overseas unit was chartered in Gibraltar in 1908, followed quickly by a unit in Malta. Canada became the first overseas dominion with a sanctioned Boy Scout programme, followed by Australia, New

Zealand and South Africa. Chile was the first country outside the British dominions to have a recognized Scouting programme. Scouting came to India in the year 1909. By 1910, Argentina, Denmark, Finland, France, Germany, Greece, Malaya, Mexico, the Netherlands, Norway, Russia, Sweden and the United States had Boy Scouts.

The success of “Scouting for Boys” produced a Movement that quickly – automatically it seemed – adopted the name of the Boy Scouts and necessitated the establishment of an office to administer it.

By 1909 the Movement had taken firm root. “Scouting for Boys” had been translated into five languages.

Birth of Guiding: 1909 is the memorable year in the history of Scouting to have the first gathering of Scouts at Crystal Place, London. Over 11,000 Scouts in uniform who attended the rally proved their willingness to play the game of Scouting.



Along with these 11,000 Scouts, there were a handful of girls who too wanted to join the game. It was a surprise for Baden-Powell to see girls at the rally, wearing uniforms like Boy Scouts. When he asked them “Who are you?” they replied, **‘We are Girl Scouts!’** They said they too wanted very much to be in the game like their brothers.



He tried to persuade the girls to give up the idea, but he found enthusiasm in those young girls and determination to follow their brothers. So he separated the girl section of the Movement into a new section and put his sister Agnes Baden Powell in charge to look after it, calling the branch as Girl Guides. Thus, was born the Movement for girls.

Birth of Rovering

The problem of keeping the older boy in Scouting had concerned B.-P. for several years. In January 1914, the Scouts Friendly Society as a Brotherhood of Old Scouts was first mooted. The object of the Society was:

1. To keep boy Scouts in touch with each other and with the Movement when they have to leave their Troop and go out to battle with the world.
2. To preserve the idea of good citizenship which they have been taught as Scouts.
3. To attract the Movement young men who have not been Scouts, and to give them an opportunity for doing a service to their country.

B.-P. spent much time on designing a special programme for these adolescents and, together with his close collaborators, created a new section known as “Senior Scouts” with their own range of activities, which was published in June 1917. This scheme was based on the three-fold problem:

1. How to retain the older Scouts under good influences.
2. What to do with the many keen Scouts returning from Service and anxious to take up work with the old Troop.

3. What to do with boys who 'discover' Scouting at the age of 15 to 17, but do not want to join a Troop with much younger boys.

Unfortunately the scheme fell flat. So it was quietly dropped, for B.-P. did not believe in thrusting ideas on Scoutmasters in defiance of their wishes and experience. The term 'Senior Scout' was in use for about a year; it then gave way to 'Rover Scout'.

The year 1922 was marked by an important event – the appearance of B.-P.'s best book, '*Rovering to Success*', which was dedicated to his son Peter, then nine years old.

What is Rovering

In the Rover Crew a Rover Scout will be helped to train himself, in body, mind and spirit, for his place as a responsible member of the community; a man who will prove a source of strength to the nation rather than one who looks to it for personal security.

The Object of Rovering is to enable young men to develop themselves as Happy, Healthy, Useful Citizens and to give each his chance of making a successful career for himself.

The Rover's training in usefulness starts with himself and the need for him to establish himself in life. Having done so, he can then look around to see what he can do for others. The practical outcome of the Rover's training in ideals will eventually be demonstrated in the actual service he does for other people.

B.P. said: "**Rovers are a Brotherhood of the Open Air and Service. They are Hikers on the Open Road and Campers of the Woods, able to shift for themselves, but equally able and ready to be of some service to others. They are in point of fact a senior branch of the Boy Scout Movement-young men of over seventeen years of age**".

Thought for Reflection

By Rovering I don't mean aimless wandering, I mean finding a way by pleasant paths with a definite object in view, and having an idea of the difficulties and dangers you are likely to meet.

- Baden-Powell

Scout Promise and Law – as Applied to Rover

The Scout Promise and Law form the foundation of Scouting. These two present a high ideal for the youth and yet it is practicable and within their reach. For you as a Rover Scout Leader to have a lasting influence on your Rovers, it is absolutely necessary that you set yourself to master their inner meaning.

Objectives

At the end of this Module, you will be able to:

1. State the Scout Promise and Law.
2. Explain how the Scout Promise and Law can be incorporated in Programme activities.
3. Interpret the Scout Promise and Law from a man's point of view.

Thought for Reflection

Scouting is not only fun, but it also requires a lot from you and I know I can trust you to do everything you possibly can, to keep your Scout Promise.

This Promise is a very difficult one to keep, but it is a most serious one and no boy is a Scout unless he does his best to live up to his Promise.

- Baden-Powell

The principles and practice of the Scout Movement are based upon the Scout Promise and Scout Law. The words and concepts are simple and set out the commitment in a way that a young person might say it naturally. They are together a code of living placed before every member of the Movement.

Every person, is asked to make or renew the Scout Promise as an outward expression of his intention to try to live upto the principles and ideals of the Movement. It is important to realise that the implications of the Scout Promise and Law – although they are expressed in the terms a youth can understand, they are applicable to adult leaders no less than to those they lead.

THE SCOUT PROMISE

“On my honour, I promise that, I will do my best-
to do my duty to God* and my Country,
to help other people and
to obey the Scout Law.”

(*The word Dharma may be substituted if so desired.)



Reflection on the Scout Promise

- The Promise is a voluntary commitment.
- Through the Promise, we make a commitment to be the best we can be.
- We make a commitment to ourselves and our country.
- We promise to make the Scout Law an integral part of our life.
- Making the Promise is a very important moment in one's life.
- The young people decide if they are ready to make the commitment.

The Scout Promise interpreted for Rover Scouts by the Founder

On my Honour. Your honour must be a very sacred thing to you, a thing that will rule your conduct as a man. It means that you can be trusted implicitly to do what you know is right or what you agree to undertake.

I promise. This particular promise is a solemn undertaking, not be made lightly even by a young person, still less so by a man. Therefore, think it over carefully before embarking on it.

That I will do my best. This means that though circumstances may hinder you from doing it as completely as you would wish, you will, at any rate, try your utmost.

To do my duty to God. What is your duty to God? To put it briefly, it would seem to be to try in the first place to realise the nature of God, and, secondly, to develop and use, for good purposes only, the body which He has entrusted to you, to develop the talents of mind and intelligence with which He has endowed you and, especially, to cultivate by continual practice the spirit of love and good will to others, the part of Him which is within you, that is, your soul.

And my country. To your country, under the leadership constituted by the will of the majority.

To help other people at all times. This is putting into constant and active practice the divine law of loving your neighbour as yourself.

To obey the Scout Law. To obey the Scout Law does not mean to sit down passively in a state of goodness, but to improve your own character and actively to practice Love (which underlies the Law) in all your daily doings.

MAKING THE PROMISE IS A VERY IMPORTANT MOMENT IN THE LIFE OF A ROVER

The Promise is not made at just any time. A special time, in a suitable place, with due preparation is required. It is called as Investiture Ceremony. You will experience it during your Basic Course if you had not experienced earlier.

Thought for Reflection

A Scout is active in doing good, not passive in being good.

- Baden-Powell

THE SCOUT LAW

1. A Scout is trustworthy.
2. A Scout is loyal.
3. A Scout is a friend to all and a brother to every other Scout.
4. A Scout is courteous.
5. A Scout is a friend to animals and loves nature.
6. A Scout is disciplined and helps protect public property.
7. A Scout is courageous.
8. A Scout is thrifty.
9. A Scout is pure in thought, word and deed.

The proposals contained in the Scout law may help you to-

- broaden your understanding on them
- think about their impact on your own life; and
- find the words and images to present them to the young people.

The term 'Rover Scout' stands for a **true man** and a **good citizen**. The Law for Rover Scouts is the same as for Scouts, in wording and principle, but has to be viewed from a new standpoint – that is, from that of a man.

A Scout is trustworthy. As a Rover Scout, no temptation, however great or however secret, will persuade you to do a dishonest or a shady action, however small. You will not go back on a promise once made. "A Rover Scout's word is as good as his bond." "The Truth, and nothing but the Truth for the Rover Scout."

A Scout is loyal. As a good citizen you are one of a team "playing the game" honestly for the good of the whole. You can be relied upon by the country, by the Scout Movement, by your friends and fellow-workers, by your employers, or employees, to do your best for them – even though they may not always quite come up to what you would like of them. Moreover, you are loyal also to yourself; you will not lower your self-respect by playing the game meanly; nor will you let another man down – nor a woman, neither.

A Scout is a friend to all and a brother to every other Scout. As a Rover Scout you recognize other fellows as being, with yourself, sons of the same Father, and you disregard whatever may be their difference of opinion, or caste, creed, or country. You suppress your prejudices and find out their good points. If you exercise this love for men of other countries you help to bring about international peace and good will, that is God's Kingdom on earth. "All the world's a Brotherhood."

A Scout is courteous. Like a knight of old, as a Rover Scout you are, of course, polite and considerate to women, old people and children. But more than this, you are polite also even to those in opposition to you. "Who so is in the right need not lose his temper; who so is in the wrong cannot afford to."

A Scout is a friend to animals and loves nature. You will recognize your comradeship with God's other creatures placed, like yourself, in this world for a time, to enjoy their existence. To ill-treat an animal or to destroy nature, is therefore a dis-service to the Creator.

A Scout is disciplined and helps protect public property. As a Rover Scout you need to discipline yourself and put yourself readily and willingly to the service of the constituted authority for the main good. The best-disciplined community is the happiest community, but the discipline must come from within and not merely be imposed from without. Public property is meant for the benefit of all in general and any loss to it will be a loss to all of us and in particular to the country. Hence you help to protect public property and try to prevent damage to it.

A Scout is courageous. As a Rover Scout you will be looked to as the man to keep your head, and to stick it out in a crisis with cheery pluck and optimism. "If you can keep your head when all about you are losing theirs and blaming it on you;.... You'll be a man, my son."

A Scout is thrifty. As a Rover Scout you will look ahead and will not fritter away time or money on present pleasures, but rather make use of present opportunities with a view to ulterior success. You do this with the idea of not being a burden, but a help to others.

A Scout is pure in thought, word and deed. As a Rover Scout you are expected to be not only clean-minded, but clean-willed; able to control any sex tendencies and intemperance; to give an example to others of being pure and above-board in all that you think, so and do.

The Scout Law is proposed, not imposed. The Scout Law proposes living by our values.

Literature on Roving and Knowledge of Scouting for Boys, APRO, etc.

As a Rover Scout Leader, it is essential that you familiarize yourself with the books 'Rovering to Success' and 'Scouting for Boys' written by the Baden-Powell; APRO Part – I, APRO Part – II, Rules Book, etc.

Objectives

At the end of this Module, you will be able to:

1. Explain the contents of the book 'Rovering to Success'.
2. Highlight the contents of the book 'Scouting for Boys'.
3. List the main contents of APRO Part – I.
4. List the main contents of APRO Part – II.
5. Explain what the Rules book deals with.
6. List other books on Scouting


Thought for Reflection

Books are the best friends a man can have. You choose those that you like; you can rely on them at all times; they can help you in your work, in your leisure, and in your sorrow. You have them always around you at your beck and call in your home.

- Baden-Powell

'ROVERING TO SUCCESS' BY LORD BADEN-POWELL OF GILWELL

The book Rovering to Success, which is a guide for young manhood, must be read by every young person of Rover age and also by you the Rover Scout Leader. Baden-Powell has drawn all the illustrations in this book. This book will help every individual Rover Scout gain advice and inspiration so as to make his Rovering a part of his actual life, and apply his ability as a Scout to the problems, which may confront him in his work.



Rocks

B.-P. warns us about the dangers, shoals and storms in our voyage of life. He refers to them as 'Rocks' identifies them as Horses, Wine, and Women, Cuckoos and Humbugs and Irreligion. Each one of these rocks is dealt in separate chapters.

Horses. This chapter deals with the ill effects of horse racing, betting and temptation of easy money. The author warns against loafing, betting at races and football and prize fighting. To counter these, he suggests active enjoyment of

true sport, taking up hobbies, earning one's own living, learning responsibility, being thrifty and rendering service to others.

Wine. This chapter warns about how temptations could ruin one's real happiness through self-indulgence such as drinking, smoking, over-eating, over-sleeping, and over-working. It highlights the importance of self-control, loyalty to oneself, and self-respect in overcoming self-indulgence.

Women. This chapter gives a very sure foundation on which a Rover can build his association with women. The Founder writes: "the danger is the temptation to forget the reverence due to women. The bright side to it is the development of chivalry and manly and protective strength". The chapter educates the reader on how to deal with sexual problems as they arise; chivalry towards women; how to keep healthy and strong; marriage; choosing the right girl; a man's duties to his wife; the joy of children; and the responsibilities of parenthood.

Cuckoos and Humbugs chapter warns us about the danger of being sucked in by cuckoos, cranks, humbugs, or extremists. It draws a parallel between the cuckoo bird and the human cuckoo and describes the political cuckoo, a persuasive herd leader; the industrial see-saw; the ambitious cuckoo; snobs and the gush prig (a fellow who produces something thinking that it is brilliant, but which is not the outcome of knowledge or experience). The author stresses the need for educating oneself by reading books, undertaking travel as a mode of education, self-expression in art and speech.

Irreligion. Those who are doubtful, hesitant, even in revolt against religion, will find much ground for thought in this chapter where one gets to understand that a study of the works of God may lead to knowledge of God. B.-P. warns against the danger of atheism and irreligion and stresses the need to study the beauties of nature which is a step towards realizing God. He asks us to consider any part of our body and what it does at your command and this would help us to realise what a wonderful living machine our body is.

The chapter on **Rovering** deals with the Objects of the Rover Movement; Methods; the Aim of Rover Brotherhood; and Rover Organisation – Crew.

'SCOUTING FOR BOYS' BY LORD BADEN-POWELL OF GILWELL

The book Scouting for Boys written by Lord Baden-Powell was instrumental for the birth and growth of Scouting. In this book B.-P. has recorded all his life experiences and the experiences of the experimental camp held by him in Brownsea island in the year 1907.

Scouting for Boys was initially published in six fortnightly parts commencing in 1908. On 1st May 1908, it was published in book form.

Scouting for Boys has been translated into more than 90 languages all over the world. It has been translated and published in 7 Indian languages namely Hindi, Marathi, Tamil, Telugu, Malayalam, Kannada and Mizo.

The uniqueness of this book is B.-P. himself has drawn the 200 illustrations this book contains. The author provides several true incidents and examples to enable the reader understand the concepts easily. He also suggests several games related to the topics dealt.



In his foreword B.-P. writes “I’ve put into this book all that is needs to make you a good Scout of that kind. So, go ahead, read the book, practice all that it teaches you and I hope you will have half a good a time as I have had as a Scout”.

On going through this book one can learn about the basic requirement of becoming a Scout, the Investiture process, Scout uniform, the Scout staff, and the Patrol System.

It contains details about outdoor activities such as Camping, Hiking, and Mountaineering; skills in Sketching, Mapping, finding directions with and without a compass; and various types of Signalling.

You get to learn useful knots and lashings; hut and bridge building; how to use an axe; and Estimating heights, distances, weights and numbers. You will gain knowledge on Camping; Camp equipment; Tents; Camp kitchen and food; Camp Programme; and kinds of Fire. You will learn skills in observation and reading of Signs; following Tracks, methods of observing animals, birds, Insects, and Fishes; and learn about plants.

It will teach you the process of growing strong and care of the body; and healthy living habits; Troop formation and movement; helping others and courtesy to women; Honesty; Loyalty; Obedience; Discipline; Accidents and how to deal with them; First Aid details; and Duties of Scouts as citizens of the world.


The book comprises of 9 Chapters and each chapter has Camp Fire Yarns. In all, there are 26 Camp Fire Yarns.

AIMS, POLICIES, RULES & ORGANISATION PART - I (APRO PART - I)

APRO Part - I deals with the general Rules pertaining to the Bharat Scouts and Guides. The book provides details about Registration procedures at all levels, Warrants of Appointments for different posts, Uniform for Executive and Non-Executive Ranks, and various Decorations and Awards.

It comprises of seven Chapters.

To study the chapter contents in detail, please refer APRO-I



AIMS, POLICIES, RULES & ORGANISATION PART - II (APRO PART - II)

APRO Part - II deals with Boy Programme prescribed by the Bharat Scouts and Guides for all the three sections namely Cub, Scout and Rover. Generally speaking the book provides details as to who can be a member in each section, the eligibility of their leaders, uniform and test requirements for various levels. It comprises of four chapters.

To study the chapter contents in detail, please refer APRO-II



RULES BOOK

It is the well laid down rules that help in achieving the aims and objectives of an Organisation. Accordingly, the Bharat Scouts and Guides, ever since its inception, has had well defined set of Rules based on democratic principles. From time to time depending on the changing circumstances amendments are being made to these rules. The Bharat Scouts and Guides has brought out a book titled



“Rules” and as and when amendments are made, they are aptly incorporated and the revised book is published accordingly.

On going through the Rules book you can familiarize yourself with various matters at National, Regional, State, District/Local Association, and Group level pertaining to the Organisational set up; Office bearers, their mode of Election and Appointments, their powers and functions; The composition of Council and Executive, frequency and matters for discussion at the meetings; various Committees.

The Rules book comprises of seven chapters.

To study the chapter contents in detail, please refer Rules Book.

Thought for Reflection

He who serves the poor is great in the eyes of God.

Service is the attitude, which differs from other people and a distinct difference from animal kingdom. The satisfaction you get after honest effort cannot be purchased for any sum.

- Baden-Powell

Methods of Rover Section - Patrol System, Buddy Work

Rover Scouting is an individual experience for young men, carried out in a democratic setting, with Scouting ideals governing the conduct of individuals and the group as a whole so that they may individually and collectively give practical expression to these ideals in their adult lives. This module will explain how the methods of Rover Section help in training the Rover Scouts.

Objectives

At the end of this Module, you will be able to:

1. State the methods of Rover Section.
2. Explain how these methods are appropriate to the young men of Rover age.
3. Describe how the Crew will help in implementing these methods.

Thought for Reflection

Most fellows, by the time they are Rover age, have become much better at some of the training subjects than at others. So, the first step, before starting any actual training, is to find out which are the Rover's weak subjects and which his strong ones. Then training can be planned with a clear aim in view.

Training of a Rover Scout

The Founder called Roving "a Brotherhood of the Open Air and Service". This statement is as true today as it was when first he made it. From this definition of Roving flow the two main principles on which Rover training is based. These are:

1. Rover training incorporates the distinctive marks of Scouting – the backwoods atmosphere and the Scout ideals of character and conduct.
2. Rover training has its ultimate aim for the development of a balanced individual, ready and willing to play his full part in the community.

The four main aims of Scout training in woodcraft namely Character and Intelligence; Handicraft and Skill; Health and Strength; and Service for others and Citizenship; should be taken into consideration in training the Rover Scouts.

Methods of Rover Section

Rover Section follows the following four methods to train a Rover Scout.

1. Individual Training
2. Buddy Work
3. Working in Small Groups
4. Collective Training

Individual Training

The means whereby a Rover working on his own, can train himself may be labeled STUDY, CONTACTS and ACTION.

Buddy Work

The **buddy system** is a procedure in which two persons, the "buddies", operate together as a single unit so that they are able to monitor and help each other.

Working in small groups (Patrol System)

Patrol System is optional in Rover Section, depending upon the maturity of the Crew Members. Adhoc Patrols comprising of 4 to 6 members are formed on a temporary basis for a particular activity, service projects, etc., under the leadership of a Rover Mate. After the activity is over the formed Patrol dissolves. It is neither permanent like Scout Patrol nor it retains the spirit of Patrol.



Collective Training

The Crew's Job. To carry out the Rover training requirements, each Rover needs certain kinds of training that he cannot do by himself. It is up to the RSL and Crew to see that these kinds of training are in the Crew's programme.

Thought for Reflection

God helps them who help themselves, so remember, you are you.
You have your own life to live, and if you want to be successful if
you want to be happy, it is you who have to gain it for yourself.
Nobody else can do it for you.

- Baden-Powell

KNOW THE SYLLABUS UPTO NIPUN ROVER

PRAVESH ROVER

1.0 Pravesh Requirements:

I. Read and appreciate contents of “Scouting for Boys” and books on Rovering prescribed by the sponsor.

‘Scouting for Boys’ is published by the National Headquarters of Bharat Scouts and Guides both in English and Hindi. Many states have also printed the book in their regional language.

*The best way to appreciate the Scouting for Boys is to add the book in the Crew Library and provide individual and group assignments of your members so that the contents are assimilated in the members of the crew. Lord B.P. has written a special edition names “**Scouting for Boys in India**” this can also be made available to the members to appreciate how the scouting history is related to our own country.*

Suggested activities for Rovers:

- i. *Prepare a Scrap book describing each Camp fire yarn with Rovers own illustrations or note preferably in his mother tongue.*
 - ii. *Conduct quiz (inter Crew/ Inter Patrol/Inter District) based on Scouting for Boys.*
 - iii. *One act plays based on anecdotes from Scouting for Boys*
 - iv. *Exhibitions, Public speaking, etc. in Schools and places where you can attract new members.*
- II. If a young man has never been a scout and wishes to join the crew afresh, he should qualify for **Pravesh requirement of Scout section** and work for at least three months as a **Aspirant Rover** before investiture and probation as decided by the crew after the completion of three months be decided by crew council.

2.0 Pravesh requirements of Scout section

2.1(i) Have brief information of the origin of Scouting along with definition, purpose and principles of the Bharat Scouts and Guide

- (a) **Origin of Scouting (Brief History) – The Boy Scout Movement** took a start in the United Kingdom when Lord Baden Powell (Robert Stephenson Smyth Baden Powell) took a diverse group of 21 adolescents to Brown sea Island in Dorset shire where they set up camp for a fortnight on July 25, 1907. With the aid of other instructors, he taught the boys about camping, observation, deduction, woodcraft, boating, lifesaving, patriotism, and chivalry. Many of these lessons were learned through innovative games that were very popular with the boys. The first Boy Scouts meeting was a great success, and the ‘Scouting for Boys’ was published in 1908. The movement spread quickly in United Kingdom and other countries of the world.

Scouting / Guiding in India before 1950 : The first Scout Troop in India, consisting of Indian Boys, was formed by a Scottish Missionary, in the Central Provinces (present Madhya Pradesh) in 1908. However, the troop was disbanded in 1910. The common confirmed date, however, for the start of Scouting in India is 1909, when three troops for British boys were started at Bangalore, Kirkee, Pune and Jabalpur.

This list of three Scout Troops increased to nine different Boy Scout Organisations in early 1911 in Shimla, Calcutta (present Kolkata), Jabalpur, Allahabad, Bangalore, Poona, Kirkee, Saidpur and Madras (present Chennai).

Efforts were made to merge all the Boy Scouts Organisations with the help and assistance of Lord Baden Powell in 1921. These efforts were partly successful. An endeavor was again made in 1937.

There were scattered organisations during the pre-independence era. However, serious efforts made by leaders like Pt. Jawahar Lal Nehru, first Prime Minister of India, Maulana Abul Kalam Azad, the then Education Minister, Govt. of India, Mr. Mangal Das Pakwasa, the then Governor of C.P. and Scout Leaders like Dr. H. N. Kunzru, Pt. Sri Ram Bajpai, Justice Vivian Bose. Final merger took place on 7th November 1950 under the name of the Bharat Scouts & Guides. The Girl Guides Association joined the Bharat Scouts & Guides a year later in 15th August 1951.

- (b) Definition :** The Bharat Scouts & Guides is a voluntary, nonpolitical, educational movement for young people, open to all without distinction of origin, race or creed, in accordance with the purpose, principles and method conceived by the Founder Lord Baden-Powell in 1907.
- (c) Purpose :** The purpose of the Movement is to contribute to the development of young people in achieving their full physical, intellectual, social, emotional and spiritual potentials as individuals, as responsible citizens and as members of the local, national and international communities.
- (d) Principles:** The Scout/Guide Movement is based on the following principles:
- ✓ **Duty to God:**
Adherence to spiritual principles, loyalty to the religion that expresses them and acceptance of the duties resulting there from.
(**Note :** The word “Dharma” may be substituted for the word “God” if so desired).
 - ✓ **Duty to Others:**
 - Loyalty to one’s country in harmony with the promotion of local, national and international peace, understanding, cooperation.
 - Participation in the development of society with recognition and respect for the dignity of one’s fellowmen and for the integrity of the natural world.
 - ✓ **Duty to Self:**
Responsibility for the development of oneself.

The Method:

The Scout/Guide Method is a system of progressive self-education through :

- A Promise and Law – The **Scout law** is a code of living – for each individual scout and for the embers of the unity collectively – based on scouting principal. Through the practical experience of a code of living applied to daily life, the scout law provides a concrete and practical way for young people to understand the value which scouting proposes as basis for life one’s life.

The promise is personal pledge to do one’s best live according to that code which every young person makes before a group of peers when he or she chooses to join the movement. By making the scout promise, the young person makes a conscious and voluntary decision to accept the scout law and assume the responsibility of that decision through personal efforts. (“Doing one’s best”). The fact of making the promise in front of peers not only makes the personal commitment public, it also symbolises a social commitment to the others in the group. Making the promise is thus the first symbolic step in the process of self-education.

The law and promise are considered as one element because they are closely linked.

- **Learning by Doing** – Learning by doing means developing as a result of first –hand experience as opposed to theoretical instruction. It refelects the active way in which young people gain knowledge, skill and attitudes; it reflect Scouting’s practical approach to education, based on learning through the opportunities for experiences that arise in the course of pursuing interest and dealing with everyday life. It is thus a way of helping young people to develop in all dimension of the personality through extracting what is personally significant from everything that they experience.
- Membership of small groups under adult leadership involving progressive discovery and acceptance of responsibility and training towards self-government directed towards the development of character, and the acquisition of competence, self- reliance, dependability and capacities both to cooperate and to lead.
- Progressive and stimulating programmes of various activities based on the interests of the participants including games, useful skills and services to the community taking place largely in an outdoor setting and contact with nature .
- The world organization of Scout Movement define www.scout.org

2.1(ii) A Scout Aspirant must have holistic knowledge of the movement

(A) **Holistic Approach**-Scouting considering each young person as an individual who is:

- A **complex being** whose identity is formed, in part, through interaction and relationships between the various dimensions of the individual (Physical, intellectual, emotional, social and spiritual) between the individual and the

external world and, ultimately between the individual and a spiritual Reality.

As result, scouting addressed the development of the whole person through seeking to stimulate development in all dimensions:

- It recognizes that the various dimensions of the human personality are connected and influence each other;
 - It acknowledges that the development of the person as whole can only take place as a result of a multiplicity of experiences which are necessarily spaced over a period of time.
- **A unique Individual**, each with his or her own personal history, set of characteristics, variations in need, capacities, place of development.

As a result, scouting addresses the development of the whole person as unique individual:

- It recognizes that the development of each young person's capacities takes place at his or her own pace, with bursts of growth in certain dimensions and with dormant period in others. Scouting therefore seeks to meet each young person's educational needs as they emerge. While continuing to stimulate development in all dimensions.
 - It acknowledge that each person's potential is different and thus seeks to help each young person to develop his or her capacities to the best of that person's ability ("doing one's best")
- **An integral part of the world** in which he or she lives.

As a result, scouting addresses the development of the whole person as unique individual who is an integral part of the world in which he or she live:

- It seeks to help each young person to recognize him or herself as a part, albeit a small one, of a hole and to develop a sense of belonging, which help to give meaning to life. This requires a multiplicity of opportunities for the young person to interact with, and make a meaningful contribution to, the world of which he or she is a part (the family, local, national and international community, cultural heritage and natural environment)

2.2 Scout Promise and Law

➤ **The Promise:**

The Promise for the Scout and the Rover is —
"On my honour, I promise that I will do my best —
To do my duty to God* and my country
To help other people and
To obey the Scout Law "



Note : * The word 'Dharma' may be substituted for the word 'God', if so desired.

➤ **The Law:**

The Law for the Scout and the Rover is

1. A Scout is trustworthy.
2. A Scout is loyal.
3. A Scout is a friend to all and a brother to every other Scout.
4. A Scout is courteous.
5. A Scout is a friend to animals and loves nature.
6. A Scout is disciplined and helps protect public property.
7. A Scout is courageous.
8. A Scout is thrifty.
9. A Scout is pure in thought, word and deed.

* A Rover need to interpret the law from adult point of view.

2.3 Scout Motto, Sign, Salute and Left hand shake

➤ **MOTTO:**

The Scout motto is “Be Prepared”. This has to be achieved by being physically strong, mentally awake and morally straight.

The motto of Rover is ‘Service’.

➤ **SIGN:**

The Scout sign is given by raising the right hand in level with the shoulder, palm to the front with three fingers stretched together and the thumb closing on the little finger.

Meaning of the three fingers:

*In his book, Scouting for Boys, Robert Baden-Powell chose the three-finger salute for Scouts to represent the three aspects of the **Scout Promise***

1. Honour God
2. Help Others
3. Obey the Scout Law



➤ **SALUTE:**

The Scout Salute is given by raising the right arm smartly to the level of the shoulder, palm to the front with three fingers stretched together, the first touching the forehead above the centre of right eye and thumb closing on the little finger. After salute the arm is smartly brought down. If a stick or thumb stick is carried, it must be passed to left hand or kept under left arm pit. When a staff is carried the salute is given with left forearm bent at right angle at elbow with three fingers open, thumb closing on the little finger palm down wards, the first finger touching the staff. When hands are occupied, the salute is given by eyes left or right as the case may be.

➤ **LEFT HAND SHAKE**

"THE Bravest of the Braves"

Our Founder conceived left hand shake as a form of greeting for the members of the movement. The idea originated from an incident in his military career in South Africa.

When Colonel Baden Powell entered the capital city of the Ashanti people in 1896 he was met by one of the chiefs named prempheh who came to him holding out his left hand. B.P held out his right in return but the chief said: NO, in my country the bravest of the brave shake with the left hand. So began the left handshake of the world wide brotherhood of scouts.



These are different version of to left hand shake as said by lady B.P.

2.4 Daily good turn at home and maintain a diary at least for a month

As the Rovers are grown up young men they are expected to do good turn whenever there is a opportunity. Unlike scouts they should look for more purposeful service to the community/ movement / institution where they study or working to have an impact of their commitment to the community. Here it is better to maintain a dairy of all such services rendered and report to the crew in the next meeting.

Suggestion-.....

2.5 Know the parts of Scout Uniform and how to wear it correctly

A Rover shall wear uniform as follows:

- I. **Shirt:** A steel Grey shirt with two patch pockets with shoulder straps with Half or rolled up sleeves, sleeves may be turned down in cold weather.
- II. **Shorts or Trousers:** Navy blue shorts or trousers shall be worn. But at the time of Rashtrapati Scout Testing camp and Rashtrapati Award Rally- Trousers are compulsory. Trousers shall neither be loose fitting nor tight fitting and shall have two side pockets and one back pocket.
- III. **Head- Dress:** Dark blue beret cap with the official cap badge supplied by the National Association. A Sikh may wear a blue turban with the official cap badge Head Dress is compulsory during ceremonies.
- IV. **Belt:** Grey Nylex belt with official buckle of the Bharat Scouts & Guides supplied by the National Association.
- V. **Scarf:** A triangular scarf of the Group colour other than green, purple or yellow and pattern approved by the Local or District Association as the case may be, shall be worn round the neck over the collar and shoulder straps with the Group woggle, other than Gilwell woggle. Each of the two sides of scarf shall have a minimum length of 70cms and a maximum of 80cms.

- VI. **Shoulder badge:** A shoulder Badge of 6 to 8 cms x 1.5 cm with white background and the serial number and name of the Group in red letters shall be worn on both the shoulders immediately below the seam.
- VII. **Shoulder Flash:** Green flash with letter 'R' in red Colour on shoulder Straps.
- VIII. **Shoulder stripes:** Each 5cm long and 1.5cm wide. Shoulder stripes shall be of Red, Green & Blue colour Red above and Blue Below.
- IX. **Membership Badge:** A cloth badge with red background and Fleur-de-lis in yellow superimposed by the Trefoil with Ashoka Chakra also in yellow in the centre shall be in the centre of the pleat of the left pocket.
- X. **Socks :** Black Socks
- XI. **World Scout Badge :** World Scout Badge should be worn in the centre of the pleat of the right pocket of the shirt.
- XII. **Footwear:** “ Black shoes (leather or canvas) with laces may be worn”.
- XIII. **Over Coat, Blazer or Jacket :** A navy blue overcoat or navy blue Blazer or navy blue wind cheater may be worn in the winter season only.
- XIV. **Metal Badge :** In mufti, a metal badge of the Bharat Scouts & Guides may be worn.
- XV. **Lanyard :** Grey lanyard worn round the neck with a whistle tucked in the left pocket of the shirt. Knotting rope of 3 mtrs. of standard size shall be worn in the uniform.

2.6 Know the composition and significance of the National Flag. The Bharat Scouts & Guides Flag and the World Scout Flag and Flag Etiquette.

- **The National Flag** is a tricolour rectangular panel, made up of three rectangular panels of equal width; the colour of the top panel is saffron (kesari) and of the bottom panel is green; the middle panel is white, having in the centre the design of the Ashoka Chakra in navy blue. The Chakra shall be screen- printed or otherwise printed on both sides of the Flag, or stenciled or suitably embroidered on both sides in all cases.

Saffron Colour denotes renunciation and sacrifice, the **white** in the centre denotes purity, the path of truth to guide our conduct, **the green** shows prosperity; **Ashoka Chakra** in the centre of the white panel is the wheel of the law of Dharma; it denotes progress.



Note: The flag code of India is available in the website of Ministry of Home affairs visit and update your knowledge.

Visit for details about flag code :

http://mha.nic.in/sites/upload_files/mha/files/flagcodeofindia_070214.pdf

➤ **The Bharat Scouts and Guides Flag**

Shall be in dark blue colour ; the Emblem in yellow colour shall be in the centre of the Flag with Ashoka Chakra in blue colour ; the size of the Flag shall be 180 cms. in length and 120 cms. in width ; the Emblem shall be 45 cms. X 30 cms.

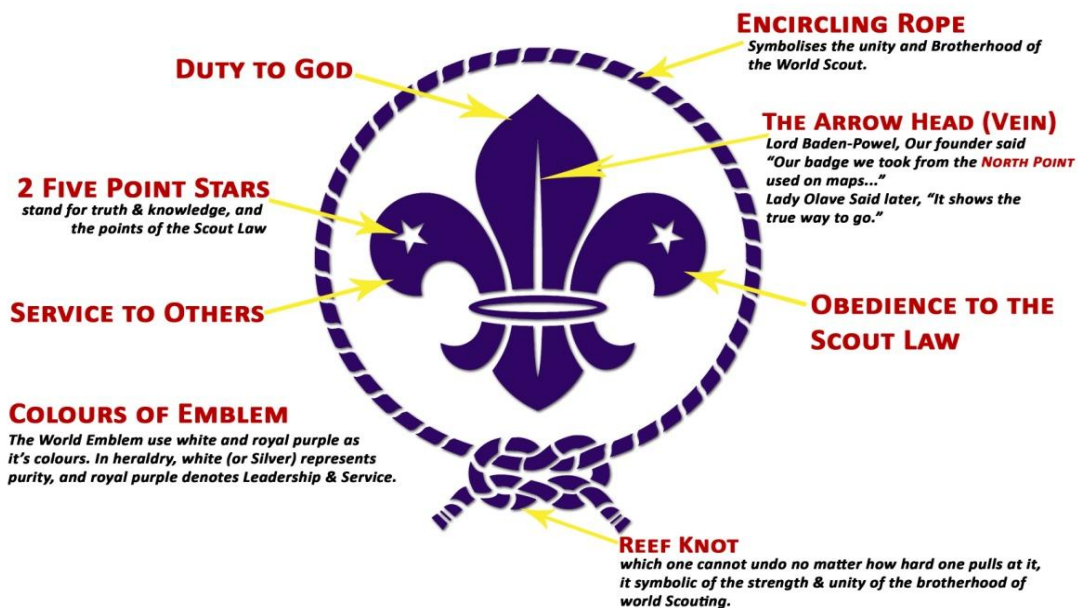


➤ **The World Scout Flag**

consists of the World Scout Badge in white encircled by a white cord, the ends of which are tied with a reef- knot, set on purple background; the size of the flag will be in the ratio of 3:2.



Note: *The World Scout Emblem is a symbol of belonging to the Scout Movement. It consists of a field of royal purple bearing the white fleur-de-lys surrounded by a white rope in a circle and a central reef knot at the bottom and is an essential element of the brand identity of the Scout Movement*



Use of Flags:

- 1) The Bharat Scouts and Guides being a joint movement we use the flags of both WOSM and WAGGGS
- 2) While using the flags together the following etiquettes are to be followed
 - a. On days of National importance i.e. Republic Day, Independence day, etc. the National Flag be hosted in the main flag mast of all events and conferences.
 - b. When the BS&G and National Flag are hosted the National Flag will be hosted on a flag mast taller than that used for Bharat Scouts and Guides flag on the Right hand side of Bharat Scouts and Guides flag (The Right hand side means towards the right of the dias or the right hand side of the speaker's podium)
 - c. When National Flag, World Flag(s) and BS&G Flag are used National flag will be on Tallest Pole on the right esteem, world flag (s) will that of shorter than that of National Flag and taller than BS&G Flag will be displayed.
 - d. If World Flag & Bharat Scouts and Guides Flag are used the World flag will be on right side of the BS&G Flag on pole taller than that of BS&G flag.

Sketch of displaying the flags

2.7 Sing correctly National Anthem, BS&G Prayer and BS&G Flag Song. Know about the composer, duration and meaning of the song.

➤ **National Anthem**

*Jana-gana-mana-adhinayaka, jaya he
Bharata-bhagya-vidhata
Punjab-Sindhu-Gujarata-Maratha-
Dravida-Utkala-Banga
Vindhya-Himachala-Yamuna-Ganga
Uchchala-Jaladhi-taranga
Tava shubha name jage
Tava shubha ashish maange
Gahe tava jaya-gatha
Jana-gana-mangala-dayaka jaya he
Bharata-bhagya-vidhata
Jaya he, jaya he, jaya he
Jaya jaya jaya, jaya he !*

Composed by Rabindranath Tagore; Timing : 52 sec

Note: Official version

➤ **SCOUT PRAYER**

DAYA KAR DAAN BHAKTI KA HAMEN PARMATMA DENA ,

DAYA KARNA HAMARI AATMA MEIN SHUDHTA DENA.

HAMARE DHYAN MEIN AAO, PRABHU AAKHON MEIN BAS JAO,

ANDHERE DIL MEIN AA KAR KE PARAM JYOTI JAGA DENA.

BAHA DO PREM KI GANGA DILOMEIN PREM KA SAGAR,
HAMEIN AAPAS MEIN MILJUL KAR, PRABHU REHNA SIKHA DENA.
HAMARA KARAM HO SEVA HAMARA DHARMA HO SEVA
SADA IMAAN HO SEVA ,SEVAKCHAR BANA DENA.
VATAN KE VATE JEENA, VATAN KE VATE MARNA ,
VATAN PAR JAAN FIDA KARNA PRABHU HAMKO SIKHA DENA.
DAYA KAR DAAN BHAKTI KA HAMEN PARMATMA DENA ,
DAYA KARNA HAMARI AATMA MEIN SHUDHTA DENA.

Written by : Veer deva Veer # LT/s former SOC, Punjab; **Time :** 90 sec.

Officially the names has not been recorded in the official documents of Bharat Scouts and Guides

Note: The original song has more verses however only the above quoted is used in our ceremonies.

➤ **SCOUT FLAG SONG**

BHARAT SCOUT GUIDES ZANDA OOCHA SADA RAHEGA,
OOCHA SADA RAHEGA ZANDA OOCHA SADA RAHEGA.
NEELA RANG GAGAN SA VISTRIT BHATRUBHAV FAILATA,
TRIDAL KAMAL NIT TEEN PRATIGAO KI YAAD DILATA.
AUR CHAKRA KEHTA HEIN PRATIPAL AAGE KADAM BADEGA ,
OOCHA SADA RAHEGA ZANDA OOCHA SADA RAHEGA.
BHARAT SCOUT GUIDES ZANDA OOCHA SADA RAHEGA.

Note: The original song has more verses however only the above quoted is used in our ceremonies.

2.8 Attend at least four Crew Meetings during probation period.

2.9 Undertake a 4 hour purposeful outing with his Patrol/Peer as decided by the Crew Council.

3.0 Be able to interpret the Promise and Law as per Rover point of view.

The Law and Promise for the Scouts and Rovers are the same, however Rovers being grown up and responsible people who can understand the pros and cons of their action as an individual should be aware of their

responsibilities to the family, friends, community and the National at large. The scout law should be interpreted to the extent of their duties towards themselves and their communities at large.

Eg.: Trustworthy to a Scout can mean that he may do a mistake and accept the same with his parents or with his teacher, however the same trustworthiness to a rover prevents him even thinking of committing a mistake. From the social point of view a child doing a mistake is seen as his immaturity or not knowing the consequences of such mistakes at the same time the society will not spare the young man if he commits the same mistake.

The Rover leader should create opportunities to debates, discussions on the Scout Law in crew meetings and make the rovers learn the law at larger perspective from the point of the young man.

NIPUN ROVER

1. Strive for a happy family and undertake responsible family jobs to give relief to the earning members of the family.

Happy family life provides happiness to all members of family. A happy family may not be a rich family. You should care and share family commitment. You're not mature now but young adult person. You should understand how hard your parents and elders work to support your education, hobbies, to fulfill your ambitions. It is your duty to show your gratitude to them.



Do undertake a responsible job, may be doing some part time job for tuition etc and earn some money which will give at least a relief to your father if he is the only earning member of the family. It will make you also understand the value of money. In some senior schools and collages there are scheme for earning while learning. This is right age to know and practice dignity of labour. You should not feel too shy or sorry to do any job. Only thing is you should sincerely feel and you should earn to help family. You can make use of your vacation for this. Be a friend and cooperative neighbour understand their problem but it is not easy to get a job and earn money.



You must understand work load of your family members and be ready to help them all the time. Taking responsibility in family job to give relief to members of the family working continuously, ie. preparing breakfast, cooking meals, washing clothes, cleaning floor, watering plants, glazing window it needs time to do these jobs. Your parents and family members will get relief if you can share this work with them. It will give you satisfaction that you are doing something for you family.

Your parents will feel more proud about you; it may be example for your other group members.

If there is no need in your family to do any household job regularly or earn money, you can learn driving the vehicle that are used in family and give relief to elders, it will be very helpful in emergency not in your family but for your neighbors also. Prepare some new dish every Sunday, help mother in re-arranging of furniture /setting or room every fortnight. That will provide more rest for your mother and father and unknowingly you will get prepared yourself for your future life.

- 2. Develop in consultation with Rover Scout Leader for some typical Hobbies/Vocational Activities such as Tailoring, Fashion Designing, candle making, screen printing, Fine Arts, Hair Dressing, Photography, Modelling etc. which should lead for livelihood and show that the Rover is progressing in them.**

You have many numbers of hobbies/vocational activity. Only thing is you may not be doing the activity as a hobby but you like it very much, that is music, dancing, reading, preparing new dishes, interior decoration, embroidery work, sewing, netting, surfing on internet, nature study, Driving gardening climbing, ridding, photography, fashion Designing, candle making, developing software etc.



Consult/discuss with your unit leader and develop a hobby and start any vocational activity.

At present various activities, certificate courses, Diploma courses are conducted by universities, colleges, specialist institutions. It is depend upon your inclinations towards these projects.

For hobby and vocational activity you will have to study and make sincere efforts for further progress in it. When you have an interest in the subject or hobby you will do more effort for successful achievement in it. in the hobby or vocational activity you have chosen make progress in it. As you will progress, you will feel satisfaction. It will add to the makeup of personality. You will more confidence. Unlimited opportunities are there to develop right type of hobby or activity. Your spare time will be well utilized, and you may feel sometime that you have no time to spare because after developing interest in the hobby/vocational activity you want to develop it, progress in it and then your goal will be higher to reach the height.

In future, in long vocation these hobbies or activity may help you to earn regularly. In future both husband and wife have to earn to look after the family and maintained the standard of loving. On parent day you can have

an exhibition of whatever all Rover/Ranger have prepared as hobby or vocational activity.

Silk screen can be done at home, preparing different type of greeting cards.

This test is there to encourage you to build up self confidence in you and to provide an opportunity for you, to know the value of money and dignity of labour. Maintained a detail record of your chosen hobby or vocational activity and the progress you have made in it.

Note: Govt. of India has come out with various projects and programmes to empower young people of India with skills which can lead for employment locally and globally with a move to create a larger work force employable with diverse skills.

The Rover Leader may collect details of such programmes and Projects and empower his crew members Eg. ; Ministry of Skill developments.

Visit the website: <http://www.skilldevelopment.gov.in/>

In our country a large number of technical jobs are available are not being attempted by young people therefore the units may organize the career guidance/ counseling.

3. Participate in group discussions of your Crew and chair at least two.

In group discussion there is a group of persons who discuss about a subject, project, and plan it. In group discussion there is always a leader, known as a chairman, who controls discussion.

Your crew council meeting is a place where members sit together to listen to report of Rover mates, Treasurer, Secretary etc. Then they plan a function or camp or outing or project as the case may be, you take this opportunity and participate in discussion.

There is secretary, who takes down notes to prepare report of the meeting i.e. minutes of the meeting. Members of the group express their view, ideas, difficulties' that may arise etc. and then ultimately the group generally comes to conclusion. The group as a whole decides. When you are participating in a group discussion as one of the member, please listen to others. If one makes statements you should not immediately react against it or start opposing. Give that Rover enough time to complete his talk, then you can speak. One of the disciplines of a group discussion is only one person speak at a time and others listen. Then only a good and through discussion is possible. But if one interprets other speaker the decorum of the group will not be maintained and there would not be any discipline.

It is the duty of chairman to see that one member only speaks at a time. Chairman should also see that everybody in the group takes part in the discussion. Chairman motivate silent members, even by putting question to them. Chairman should show an understanding, members should speak, addressing to the chairman, every person is a different individual, intelligence, experience, background, attitude towards life, education and abilities differ from others. When everyone gets a chance to speak it

becomes a fruitful discussion and then decision arrived at would be generally of more permanent nature. In the long run it will give good result.

As the text indicates to chair the discussion, it is better that you should know the procedure for conducting a meeting how to prepare a notice for a meeting, including agenda for the meeting. Start the meeting at the fixed time and at fixed place on the date given in the notice. If it is the first meeting send the notice sufficient early so that all the members will be present for the meeting. As soon as meeting starts welcome all the members and secretary should take the signature of members present in the meeting, explain the purpose of the meeting, which will give a definite direction to the group discussion. After the discussion is over, please see that the meeting will come to a conclusion. Try to have unanimous resolution as far as possible, then it become binding on all members to follow. After the meeting is over the secretary should prepare the minutes of the meeting and should submit it for approval. In the next meeting these minutes will be approved by the committee. Then you sign the minutes in the minute's book.

You get opportunity to see on T.V. how the discussion takes place in your parliament also. To participate in a good discussion may be supporting the proposal or opposing is also an art. You should speak in such a way that members will be convinced with your speech. You should speak only the truth. Support your statement with facts while talking also give respect to elders even though you are totally opposing proposition and their view.

If you are chairperson keep yourself cool. Don't lose your balance of mind and you will see that discussion is not going out of the way and entering in to other subjects. At the end give thanks to all members for their kind cooperation, have full confidence in yourself. With self confidence work as a chairperson, do some home work, If necessary read and collect important information, what would be its implications, make necessary noting before going to chair the meeting confidently.

This opportunity of group discussion will give you self confidence, to look at the subject from different angles which help to take right decision which will be ultimately beneficial to whole group as such. It will help you to understand other's point of view which will be very helpful in life.

This help you to analyses the fact and arrive at right decision throughout your life.

4. Attend at least four All Faiths Prayer Meetings of your Crew and Participate in a Service Camp for one day.

The Bharat Scouts and Guides have set a definite pattern of prayer meeting are organized on days line 2nd October, 30th January or on camps sometimes every day but positively at least once during the camp.

As per scouts/guides promise and law you have to do duty to God. A very simple way to do prayer. Every Rover does prayer according to his religions or faith. If there are rovers in your crew that belong to different religions / faith in the prayer meeting they will pray accordingly. The tradition is a place is prepared for everyone to sit comfortable. They sit

quietly in an alphabetical order of religion. Everyone comes quietly and takes position. Then the leader will announce the programme and start the prayer meeting. In the beginning all members who are present sing together some shlokas prayers and Bhajans. Then individual prayer will read/sung/say loudly by on representative of each faith.. After keeping silence for few moment all sing together Bhajans and at the end Shantipath. If a guest invited in the prayer, he will speak for few minutes about importance of prayer or how following one's own religion inculcates tolerance for others or like that. All move out quietly. Solemnity is to be maintained. The prayer meeting helps to clear our mind and thoughts. One caution is individual prayer should not be too long.

If your crew having a camp in a village, invite villagers in this meeting. Let than also join the prayer meeting as some of Bhajns are common all over the country. If they want to sing let them., but you must know it earlier, so it will have a place in the programme.

The Bharat Scouts and Guides have published a small booklet called Bhajanavali, it is both in Devnagri and Roman script. So everyone is able to make use of it. There is C D also on sale.

Attain such four meeting, you can sing individual prayer representing your religion. You can work as leader also for such a prayer meeting. It is very effective if done sincerely and one feels stronger to do service to others. If musical instruments are available prayer will be still melodious and the effect will last for long time. Generally, these meeting are arranged before the breakfast in the camp. But on certain days as per programme of you crew and it can be arranged at any convenient time.

Note: *The all faith prayer meeting should be conducted with full devotion and solemnity. As a guidance individual prayers are to be made only when a member who follows the religion as a practice which means in case your crew do not have a Jain or a Christian as a member others following a different religion should not be allowed to make individual prayers of Jainism or Christianity. Further if all the members of the crew follow a single region the all faith prayer can be only with all the common songs as provided in Hamare Sola Geeth.*

5. **Have sufficient knowledge up to Dwitiya Sopan Scout in Pioneering, Camping, Estimation, Compass & Mapping and First Aid for crew outdoor activities and service campaign.**
 - **PIONEERING** – Under pioneering you primarily handle knotting ropes and staves. You learn knots and lashing and prepare different gadgets which will help you in camping. You Rover mate and other rovers will help you acquiring this skill.

There are many special books on pioneering. In the beginning you can make use of the books like "scouting for boys, Pratham Sopan and Dwitiya Sopan" All are published by the national headquarter of the Bharat scout and Guides.

- (A) Rope Work: Whip the end of a rope. Tie and demonstrate the use of the following knots Reef Knot, Sheet Bend, Clove Hitch, Bowline, Sheepshank, Fisherman Knot, Round turn and two half hitches. Tie and demonstrate Sheer lashing mark I and Mark II. Make a gadget or handicraft useful at home.
- (B) Demonstrate Timber hitch, Rolling Hitch, Marline Spike / Lever Hitch & Figure of Eight Knot and their use.
- (C) Tie the following lashings and know their uses: Square and Figure of Eight.
- (D) Demonstrate the uses of hand axe or chopper and know the safety rules and how to keep them sharp.
- (E) Demonstrate the use, safety and sharpening of a dagger or a pen knife and the use of a screw driver, pliers and hammer.

➤ **ESTIMATION:**

- (A) With the help of improvised apparatus, estimate two distance widths of not more than 100 meters but not less than 30 meters.
- (B) Know the length of your stride/Pace and using this, estimate the distance travelled.

➤ **COMPASS & MAP**

- (A) Know the sixteen points of a compass.
- (B) Be able to find North by at least two constellations
- (C) Using a Compass know how to find the bearing of various objects from your position.
- (D) Follow a trail laid out using compass bearing & distances.
- (E) Know the terms: Scale, Direction, Conventional signs, Contours & Grid Reference.
- (F) Be able to use a tourist map

➤ **FIRST - AID**

- (A) Have knowledge about wounds and know how to deal with Bleeding, Burns and Scalds, Sprains, Stings & Bites
- (B) Demonstrate the use of Roller bandages.
- (C) Demonstrate the use of a Triangular Bandage for the Head, Hand, Knee, Foot, Ankle and fracture of Arm.
- (D) Improvise a stretcher

6. Organise games for children in the mohalla/ village for about a month
OR

Conduct competitions for children preferably of your locality on a conservation subject

In every mohalla or area, there are children and they love to play game. You have to organize for them.

Take a survey and find out the children in that area. You know the people in mohalla and they also know you, so there should not be any difficulty to send the children to you for games.

Find out suitable place or make the available place to suitable to play game. Children will not like to play same games for a month but they want repetition of only those games which they like most.

If you have to get game material discuss it in the Rover crew council, consult Rover Leader and prepare budget and find out the resource. In the beginning s have some children, inculcate in them habit for cleanliness, punctuality, discipline through organized games. If necessary divide the in different age group and if you do not have any partner with you, then you invite different age of group children at different time or on different day. It will be more convenient for you.

There are number of books on game. Find out few parents or youth who will work with you so that after a month or two when you may not go regularly or leave after completing your tests the play centre activity will remain continue.

Plan your work from the very beginning and maintained the record. Play these games as convenient for you. If you play every day in a week, it will be very effective, once you start it do not stop it in between at least for a month or two.

By playing games with children, you will acquire tolerance, sense of service; children will also give you new ideas for the games. Remember a little change in a game makes no difference for you, but children feel it is new game. Take full advantage of this element and you will feel young by playing game with the children.

If you have not much time to organized the games with children then you can take up the other option of the test of providing knowledge of pollution/conservation to the children.

Read books on games published by National Headquarters and other agencies. Always give a new game preferably involving at least one prop (Ball, ring, pencil, paper, etc.). Visit the websites of WOSM www.scout.org and WAGGGS www.wagggs.org/en collect activity pack or tool box online to create new games.

**World Scout Environment Badge is having activities on conservation
Download content from :**

http://scout.org/sites/default/files/library_files/WSEP%20Resource%20Book%20color_EN_0.pdf

7. Participate in a debate or a street play on population Education / Family Life education

Collect sufficient information on population growth and family life education. Take help of your college or intuitional library or public library. Ample literature is available on the subject. Govt. publications are also available. Make good use of it. Take a survey of your locality. Find out the problem of population in your area and participate in a debate or a street play on population education/ family life education.. Thus the audience is known to you, it is great advantage in preparing a talk as you definitely know to whom you are going to address.

In the introduction give the information of your area. It will be better if you give few facts and figures then you put up the population problem that are there. Your talk will be appreciated more if you are able to touch following highlights:-

- Then need of family life education how family life to the well being of its member.
- The need of a healthy and matured citizen. Opportunities provided in the family life for decision making conservation and passing on of culture and tradition.

How family life education can help in the development of better civilization, and maintaining comfortable, satisfactory relationship with others. Understand and responding positively to changing situation. Advantages of a small family for a batter future etc.

Family life education and population education are two subjects which cover entire life span of every individual in the society. The population is a yard stick which directs the measurement of a welfare society. Therefore simply speaking about birth control measures does not suffice the subject. We have to think and speak on all the direct our action towards the welfare nation. Please visit various websites on our achievements and challenges in providing healthy living conditions in our society.

Visit for details: <http://www.millenniumcampaign.org/>

➤ **Sustainable developments goals (SDG)**

The Goals of MDG's

- Goal 1 : Eradicate Hunger and Extreme Poverty**
- Goal 2 : Achieve Universal Primary Education**
- Goal 3 : Promote Gender Equality and Empower Women**
- Goal 4 : Reduce Child Mortality**
- Goal 5 : Improve Maternal Health**
- Goal 6 : Combat HIV/AIDS, Malaria and Other Diseases**
- Goal 7 : Ensure Environmental Sustainability**
- Goal 8 : Develop a Global Partnership for Development**

8. Qualify for any one of the following Rover Proficiency Badges:

(a) Literacy, (b) Population Education (c) World Friendship (d) sanitation Promoter (e) Civil Defense

You have to earn one of these five proficiency badges. For every badge a syllabus is given. Rover leader will give you guidance and directions for your study. You are also free to take help from experts in the subject. Such experts are also appointed as instructor for particular badge work by Local / District Association and the case may be. Through your Rover Leader you can be in contact with such an instructor for the particular badge. When you are ready to give test your Rover Leader will intimate the concerned Local / District Association and they will arrange for your test.

During the test whatever test information or activity is asked relating to that badge work you will give or do. These are not written tests as we have got in educational institutions. It is all viva or practical work. The examiner takes in to consideration your age, your educational qualification, your experience in scouting. Be frank. Don't afraid you will fully prepared for the test and then only you have intimate to your Rover Leader.

If the examiner is of the opinion that you, your information, knowledge regarding the badge is not sufficient/up to the mark, the examiner will supplement it and will invite you again. This is the peculiar way of testing. The examiner will intimate the result to the respective Local or the District Association which will intimate it to your Rover Leader. Rover will apply for that badge and after receiving it will be presented to you ceremoniously. This the Procedure for Proficiency Badge.

(A) LITERACY

- 1) Organise a literacy drive for adults of village / locality.
- 2) Help / start a night school for adults / drop outs.
- 3) Teach three R's (Reading, Writing and Arithmetic) to at least ten illiterate people or help 10 children in their studies.
- 4) Prepare at least three posters to motivate Adult Literacy campaign.
- 5) Arrange an exhibition with posters etc. published by Government and Non- Governmental Organisations.



The rovers can individually or collectively under take the above activities. If opening and running literacy centre for item no 1 & 2 this can also be done by visiting people where they live or assemble normally after the day's work. Supporting children for studies will help us bring more people to scouting so item no 3 may be given more attention.



(B) POPULATION EDUCATION

1. Educate people about:

- a. The rights of a child
 - b. Adverse effects of having more children
 - i. On children,
 - ii. On mother
 - iii. On family,
 - iv. On community,
 - c. National problems because of population explosion.
2. Motivate five persons to accept Family Welfare Programme.
 3. Promote a Family Planning drive in a locality where there is a need.
 4. Arrange an exhibition with Posters, published by UNO on the subjects.

Participate in this activity following guidance given under item no. 7 of population education/ family life education.

(C) WORLD FRIENDSHIP

1. Have knowledge of the geography, history and people of at least three countries other than his own.
2. Have corresponded regularly for not less than one year (at least nine letters) with a Rover of some other country.
3. Have some knowledge of organisation and activities of the World Organisation of Scout Movement and Prepare a log book on the International aspect of Scouting.
4. Have done at least three of the following:
 - I. Have kept an album or scrap book for at least one year giving illustrated information on Rover articles, sports, culture, national affairs and home life of another country.
 - II. Know the purpose and organisation of the United Nations Organisation, function of its principal subsidiary agencies, main points of the United Nations Charter, main principles of the declaration of Human Rights and be able to explain these in simple terms.
 - III. Have taken part in some practical activity of international character such as collection and distribution of relief supplies or assisted in some project of a non- partisan organisation for promotion or world brotherhood.
 - IV. Entertain in his home for not less than three days a Rover from overseas.
 - V. Write a short essay on some aspects of contemporary World affairs.

Wherever the use of internet can be used instead of paper correspondence you can have mail correspondence.

(D) SANITATION PROMOTER

Make a survey in a given locality and help people in the following ways:

- (1) (i) Using clean water for drinking.
- (ii) Demonstrate the process of filtering boiling and storing water.

- (iii) Demonstrate use of charcoal water filter.
- (2) Protecting grain from rats and other rodents.
- (3) Protecting cooked food from flies, mosquitoes, dirt etc.
- (4) Showing correct ways of disposing waste and use of composite pit.
- (5) Educating people about dangers of defecating in the open.
- (6) Erecting inexpensive and effective latrines.
- (7) Enthusiasing people belonging to atleast twenty five houses to use health salts with the help of hand bills/ posters prepared by himself.

Actively participate in Swachh Bharat Campaign with your unit, local organisation and government agencies maintain a log book of your achievements. If possible participate in construction of low cost latrine in a primary school or an institution of public importance in your locality.



(E) CIVIL DEFENCE

1. Know details of Civil Defence Organisation Service existing in his mohalla or one kilometer around the residence, the school or place of work; for instance name of the Warden, location of Warden's Post, First aid Posts, Dispensaries, Hospitals and other A.R.P. Services available in the area.
2. Know how to fill in Report Form correctly in respect of emergencies and send written report to Warden concerned.
3. Know first aid treatment and methods of rescue in case or casualties that are likely to happen in air raid and such other emergencies.
4. Know methods of fire fighting.
5. Produce a certificate as having registered his services with Civil Defence Organisation of the mohalla or area and as having received training in one of the following Defence Services.
 - (a) Fire- fighting Squad, (b) First- Aid party, (c) Rescue party, (d) Messenger Services and (e) Telecommunication.
6. Qualify for Pathfinder's Badge as for Scouts.
7. Qualify for any one of the following badges as for Scouts.
 - (a) Hospital man, (b) Ambulance man, (c) Fireman.

Note: Badges mentioned in (6) & (7) above are not to be worn by Rovers.

Each district in our country is having a civil defence organisation. The rover leader may contact the civil defence wardens and can arrange training for your rovers.

9. **Associate with any nearby Pack or a Troop or at a LA/DA campsite for three months and render need based service**

Or

Render service for three months in an Institution/Village/Slum area/locality

If you are doing higher studies than you can use your vacation time for this test. If you associate yourself with a Cub Pack which is easily accessible to you, you will help Cub Master/Scout Master in their weekly meeting and outing. You can also help to maintain records, can teach advanced scout craft to patrol leaders, help them in their service projects or day celebrations etc. It will give you an experience of the function of unit leaders. How they plan, execute and evaluate the programme, how they teach and provide opportunities to their patrol leaders or a cub master forget his age and mixes with the cubs and play them. How sincerely he tells story to them., you can help him for weekly meeting or annual celebration or whatever may be the programme during period.

You have got another choice to work at the campsite of LA/DA for three month. You will definitely help them for activities that would take place during that period. But if you plan a project which you will be able to complete within the period in addition to the activities it is worth doing e.g. Re-arranging and preparing records for reference libraries, to plant trees and look after them 3 month, preparing posters, charts, paintings, preparing necessary aids or getting the site cleaned or painted whatever it is.

If the campsite is not nearby it may rather difficult for you to complete this item. Still choicer is there to select an institution, slum area or locality and work there for three month. The idea here is whatever knowledge and skill you have gained in Rovering it should be made to use for others. Secondly to do a service for 3 months without accepting anything in return is a lesson for you as Rover. You get experience of what is meant by serving for others. Discuss with the authority of the institution and do the work. For slum area and locality it will be better if you are able take into confidence few parents or families for the service which you are going to do, involving them from very beginning. It may motivate others also to join the activity. Plan activity in such a way that ultimately it should be carried out by residents themselves.

These are just few suggestions.

This activity will also help you to complete the requirements of the Upa-Rashtrapati award therefore even members who are not preparing for Rashtrapati award can also receive a national certificate by participating.

10. Participate in any one of the following :

Rock Climbing, Trekking, Rafting, Para Sailing, Para jumping

- 1. Rock Climbing** – is an activity in which participants climb up and down or across natural rock formations or artificial rock walls.

Rock climbing competition have the objective of either completing the rout in the quickest possible time. However, rock climbing is generally differentiated by its sustained use of hands to support the climber weight as well as to provide balance.

Rock climbing is physically and mentally demanding sport, proper climbing techniques and usage of specialised climbing equipment is crucial for the safe completion of routes.

2. **Trekking** - it is combination of hiking and walking activity in which people take multi-days trip in rural, un development area. In another words, trekking is making a journey/trip on foot, especially to hike through mountainous areas often for multiple days and along lovely mountains villages and enjoying nature and/or close contact with people in remote villages where lifestyle sometimes is unchanged since many generations.
3. **Rafting** - it is the recreational outdoor activity of using an inflatable raft to navigate a river or the bodies of water. This is often done on white/clean water or different degrees of rough water, in order to thrill and excite the raft passengers. The development of this activity as a leisure sport has become popular. White water rafting can be dangerous sport, especially if basic safety precautions are not observed.
4. **Para Sailing** - It is also known as par-ascending or Para-kiting, is a recreational kiting activity where a person is towed behind a vehicle (usually a boat) while attached to a specially designed canopy wing that reminds one of a parachute, known as a Parasailing.
The manned kite's moving anchor may be a car, truck, or a boat. s
5. **Para jumping or Complete adventure Programme of National Adventure Institute or Other recognized Institute**

In addition to the NAI, Pachmarhi, various states are also having recognised adventure training centers providing low cost adventure programmes. The units can also promote programmes utilizing recognised institutions having adequate equipments and safety measures for its members. These activities will help retain even rover-in-service to continue with the unit.

11. Practice B.P Six or Surya Namaskar or Aerobic

Take training from qualified instructors as this needs direct personal supervision of technically qualified people. These exercises including B.P's and Surya namaskar are to be learnt and practice under proper adult guidance.

12. Have knowledge about the Laws for protecting women

To get details of legislations made in our country on women Visit official websites of Ministry of Women and Child Welfare <http://wcd.nic.in/act/2314>.

13. Organise "Campaign to Stop the Violence against Women and Girl Child"

To get details of legislations made in our country on Women and child Visit official websites of ministry of Women and Child Welfare <http://wcd.nic.in/act/2314> and <http://wcd.nic.in/act/2315>.

14. Visit a factory in the neighbourhood of schools/colleges/residence to understand the manufacturing process of various products and also to respect the dignity of labour.

Group System, Link With Pack and Troop

The system of maintaining the Cub, Scout and Rover Units in one locality or institution, in order to offer progressive training suitable to the members of different age groups is known as the Group System.

Objectives

At the end of this Module, you will be able to:

1. Explain the purpose of the Group System.
2. List functions of the Group Committee and Group Council.
3. State the responsibilities of Group Leader/Scouts.
4. Explain how the links with the Pack and Troop can be strengthened.

Thought for Reflection

To get the most out of the Scout training, a boy should pass progressively through the stages of Cub, Scout and Rover.
- Baden-Powell

Scouting aims at preparing the individual for life in society and for good citizenship.

CUBS	Boys who have completed 5 years of age but not more than 10 years of age
SCOUTS	Boys who have completed 10 years of age but not completed 17 years of age
ROVERS	Young men who have completed 15 years of age but not completed 25 years of age. One can continue as a Service Rover up to the age of 35 years.

The Cub training was started with the idea of meeting the smaller boy's enthusiasm for Scouting, for catching him at the most moldable age, and to give him a good grounding in Scout ideas before sending him to the Scout Troop.

The last stage (Rovering) teaches the Rover to apply his Scouting to the problems of life and gives him actual practice in doing so.

In each stage we have the same principles adapted to the changed psychology of the pupil, i.e. in each stage we develop his:

1. Character and Intelligence
2. Handicraft and Skill
3. Health and Strength
4. Service for others and Citizenship.

All these emphasise the need to have all the three sections namely the Cub Pack, the Scout Troop and the Rover Crew.



Links with Pack and Troop

The Group is regarded as a family and the Group Leader/Scouts is the head of the family. All members, whether they are Cubs or Scouts or Rovers, should be made to understand and feel that they all belong to one large family (i.e. the Group). The Group Leader/Scouts will be present at the Investiture Ceremony in the Cub, Scout and Rover Units and if the boy who is invested is new to the Group, the Group Leader presents the Group Scarf to the new member and shakes hands with him and welcomes him in to the Group. The Group Leader/Scouts also attends important functions of the Units such as Going-up Ceremony, Leave Taking Ceremony, etc.

The Rover Scout Leader should encourage his Rovers to help the Cub Pack by organising games, teaching songs and in enacting skits. They can teach the Cubs certain creative skills such as drawing, painting, handicrafts and in developing certain hobbies. They can also serve as Badge Instructors.



Scouting and Religion

Spiritual development is one of the particular aims of Scouting, and becomes of increasing importance at Rover age. This particular ideal must be tackled purposely by the Crew and by the individual. We have to remember that Scouting can never be a religion in itself, but that it can be of real help to different forms of religious belief. If the Crew understands that such matters as spiritual development are part and parcel of their Rover activities, then the proper atmosphere and purpose are achieved which can be of benefit to all.

Objectives

At the end of this Module, you will be able to:

1. Define Religion.
2. State the religious policy of the Bharat Scouts and Guides.
3. Interpret "Duty to God" from a man's point of view.
4. List practical activities pertaining to the subject

Thought for Reflection

An organisation of this kind would fail in its object if it did not bring its members to a knowledge of religion.


- Baden-Powell

Before dealing with the relation between Scouting and Religion it would be appropriate to understand 'Religion' itself.

By religion is meant not the systems or organisations of faith, which are many and varied, but the common eternal truth of the existence of God in which many religious organisations concur.

Scouting is able to set up a high standard of codification because of the moral and spiritual power gained by the practice of Promise and Law.

From the very beginning, the Scout Movement has encouraged its members to be faithful in the practice of their religious beliefs. Scouting espouses no creed and favors no single faith over another faith. Rather, Scouting provides programmes and ideals that complement the aims of all religions. The Charter and Bylaws of the **Bharat Scouts and Guides**, maintain that no boy can grow into the best kind of citizen without recognizing his obligation to God. Scouting is absolutely non-sectarian in its attitude toward that religious training. Scouting respects the convictions of those who exercise their constitutional freedom to practice religion as individuals without formal membership in organized religious groups. In all cases religious instruction is the responsibility of



the parents or guardians of the Scout and the religious institution to which a Scout belongs. Scouting does not need membership in any religious institution.



Thought for Reflection

The spirit of love for your fellowmen is after all,
the spirit of God working in you.

- Baden-Powell

Crew Management – Starting and Running a Rover Crew

Scouting in general is a structured organisation, that is, it has a supporting framework through which the Movement works. The Rover Section is just one part of this structure. There are identifiable lines of communication to access all the resources of the Association, and all the decision makers. Understanding the place of the Rover Section within this structure ensures Rovers are able to maximise their experience.

The basis of the organisational structure within the Rover Section is the Rover Crew, which is a group of Rovers bound together for fun, fellowship and activity. A Rover Crew comprises of not less than 6 Rovers and not more than 24 Rovers. The Crew is the focal point for Rovering and how well the Crew operates will often influence how much the members get out of Rovers.

Objectives

At the end of this Module, you should be able to:

1. Select a suitable way of starting a Crew and registering it.
2. Suggest ways of developing a Crew Den.
3. Prepare the Crew Records and maintain them.
4. Conduct a Crew Council Meeting and plan for running the Crew.

Thought for Reflection

Rover Scouting is not an attempt to shelter the young man from the rigours of the world. It is an effort to build up his spiritual and moral fibres to enable him to seize the opportunity and to overcome temptation.

Types of Crews

There are two types of Crews.

Sponsored Crew: These are Units, which are financially governed by the School, College or any Organization and are registered by them.

Open Crew: These are Units, which are not sponsored by any School, College or any Organization but are run by the local Rover Scout Leaders. All the expenses are borne by the members of the Crew.

All the programmes, of both types of Crews are similar as per the norms of the Bharat Scouts & Guides.

Starting a Rover Crew:

While most people would shy away from a task as big as this, a person made of the right stuff will welcome the challenge. Here's your chance to make a difference for our Movement by helping us keep the flame and spirit of Rovering

alive!

First, familiarize yourself with the Rover programme. If you haven't done so already, read "Scouting for Boys", and "Rovering To Success". This will give you some idea of how things are to be put together. Keep in mind that these texts were written 100 years ago and reflect social views of those times. There are underlying messages you will get from these books, for example, that some things like chivalry and honour never go out of style. Then read the APRO (Aims Policy, Rules, Organization) Part - II.

The backbone of our programme is the book called "Scouting for Boys" written by the Founder of the Scouting Movement, Lord Robert Baden-Powell. It is a must-read for anyone who is lured by the idea of Rovering. If you were a Scout as a youth, it will give you an idea of what the Movement was like when it was young. If you were never a Scout, it will give you a good idea as to what we are about.

In the case of a sponsored Crew, the Principal or Head of Institution/Organization sends a circular or displays on the notice a message inviting boys aged above 15 years to register their names with the Rover Crew. A Rover Scout Leader or a Trainer may also be invited to speak about the ideals of Scouting, highlighting the Rover programme at the School/College assemblies (or any exclusive gathering), and appealing to the students to enroll as Rover Scouts.

If it is an Open Crew, two types of process could be adopted. The Rover Scout Leader can contact the students of any nearby Institution after obtaining permission from the Institutional Head, and appeal to them to enroll as Rover Scouts after impressing them about the values and programme of Rovering. The Rover Scout Leader can distribute a leaflet or can even advertise in the local newspaper for registering the names of interested young men.

Suppose a Scout Group comprising of a Cub Pack and a Scout Troop decides to start a Rover Crew, besides using the appeal methods mentioned above, the Scouts who have already completed 15 years could be motivated to continue in the same Group by becoming Rovers in the Crew.

When you have generated enough interest to form your Crew, set a date to have an informal meeting. Invite your people and discuss details about the name of the Crew, the colour of the Crew Scarf, Registration process, etc.

Naming the Rover Crew

You will want to pick a name for your Crew. If the Rover Crew is a Unit of a Group, it will have to bear the name of the Group. The Rover Crew may be named after the locality or the Institution or any great personality (male) of India. The name of the Rover Crew is decided in the first meeting of Rover Crew.

Colour of the Crew Scarf

The Scarf is an important part of the Scout uniform. From the colour of the scarf one can identify the Scout Group or the Rover Crew. Hence decide on the colour of your Crew scarf. Be sure to pick colours that have not already been reserved by other Crews. If your Rover Crew is part of a Scout Group, then the colour of your Crew scarf will have to be the same as the Group scarf.

Registering the Rover Crew

In order to register the Rover Crew, you need to contact your District Association or the Local Association, obtain the Registration forms, fill in the forms and pay the necessary Registration fees. On acceptance of your Registration, you get your Charter and Warrant. Even if the procedural matters get delayed you can continue to run your Unit.

Rover Crew Leaders

In order for your Crew to function, you will need to decide who's going to fulfill leadership roles. Oftentimes, the one forming the Crew gets the honour of being "the leader" but if someone else is better suited for the job, so much the better. Generally speaking, the Rover Scout Leader (RSL) is the leader of the Crew. He will be assisted by one or more Assistant Rover Scout Leaders (ARSLs).

Crew Den:

The Rover Crew has to have a Den. A Rover Scout Den is a place wherein Rovers can meet to accomplish the plans and endeavors in which they engage. While this is the prime purpose of the Den, it may also be utilized as a place in which valuable training can be imparted to the members of the Crew.



If it is a sponsored Unit, the Head of your institution when convinced with the ideal of Scouting would naturally provide a suitable room. If a separate room is not available Teachers room, Games room, Library, Laboratory, Meeting Hall etc., could be made use of. The Stage can also be used after school/college hours and or on holidays.

The Crew Den should be attractive enough to make the Rovers feel comfortable, yet simple enough to make them want to improve it. All records of the Crew (registers, files and books) will be kept here. The Crew library, training equipment, games equipment and other articles should be kept in the Den arranged neatly and in an orderly manner. The walls of the room will display the Progress Chart of the members. The Crew Notice Board will display important notices and reminders. A wide variety of posters on Scouting skills, Proficiency badges, camping, environment, etc., can be displayed on the walls.

Portraits of the Founder Lord Baden-Powell, Lady Baden-Powell, other leaders of the Scout Movement as well as photographs of various Crew activities should find a prominent place on the walls of the room. A special Honour Board should provide the names of Rovers who have won the Rajya Puraskar and Rashtrapati Rover Award. There should also be Roll of Honour boards giving the names of both past and present Crew Scouters, and Rover Mates.

The trophies and shields won by the Rovers, handicrafts made by them and models prepared by them should be prominently displayed in the Den. As a

Rover Scout Leader you should encourage your Rovers to use their imagination in decorating the Den. You need to ensure that all decorations are inexpensive.

Crew Records

Properly kept records are of great value to the smooth running of the Crew. Remember, your records of today are tomorrow's history. The following Crew records are essential:

- Admission Register giving complete information about the Rover (Name, date of admission, date of birth, name of parent and occupation, residential address, contact number, school and class in which studying).
- Correspondence File
- Attendance Register
- Accounts Book
- Crew Activities Register
- Individual Rover (Advancement) Record
- Equipment Stock Register (name of article, serial number, date when accepted, how acquired, price)
- Badges Register
- Library Register
- Visitors Book
- Crew Log (an invaluable record of Crew history. If it is kept illustrated of every camp and activity, it will be a joy to re-read in later years)
- Crew Council Register
- Minutes Book
- Photo Album

Crew Equipment

The materials that would be required for the Crew are: knotting and lashing ropes, bandages and first aid box, staves, compass, lantern, camping and hiking gear.

Human Resources

The human resources of a Rover Crew comprises of:

Rover Scout Leader and Assistant Rover Scout Leaders.

Rover Mate. There shall be one Rover Mate for every four to six Rovers. The most able Rover in the Crew, by experience, personality, ability to lead and reliability becomes the Rover Mate. The Crew, with the approval of the Rover Scout Leader, can elect the Rover Mate annually. Rover Mates shall assist the Rover Scout Leader.

Second. In a large Crew, it may be advisable to have one or two seconds. They too can be elected annually in consultation with the Rover Scout Leader to assist the Rover Mate.


Senior Rover Mate. One of the Rover Mates may be designated as a Senior Rover Mate, if so, decided by the Crew.

Duties and Responsibilities of Rover Mates

- Only the Crew can settle the specific duties of Rover Mates.
- Primarily they will work with the leader to secure the best interest of the Crew in every way. They are leaders, Right hand men and will be consulted by him and every question affecting the Crew and, on most questions, affecting its individual members.
- They share the responsibility with the RSL in guiding the Crew as a whole in the right direction.
- They are responsible for setting the right tone or atmosphere in the Crew Council and for the business agenda.
- They are responsible for the weekly programme of activities.
- On practical lines, a Rover Mate's duty is to secure the continued training of the Crew as a whole and essentially of its younger members.
- Rover Mates should consult with sponsors from time to time to the attitude of their aspirants, as to the way they are fitting into the Crew and the help they are deriving from the Crew meeting and other activities.
- A Rover Mate's best way of forwarding the continued training of the Crew in Scouting and other activities is to show by his own personal example that he himself has benefited by that training.
- A Rover Mate should have an intimate knowledge of the abilities, like and dislikes of his Rovers.
- The Rover Mate must know his Rovers. Periodic contact with them is not sufficient, he must get to know all about them – their past history, their present work, their home life, their future prospects, their limitations and their aspirations.
- They should undertake the duties of the Rover Scout Leader in his absence.

Management of the Rover Crew

The Crew-in-Council is a meeting of the whole Crew for the conduct of business. In small Crews the Crew Executive and the Crew-in-Council may be one and the same thing, i.e., there is no separate Crew Executive. In larger Crews the Crew-in-Council would meet infrequently; possibly once every quarter, but any event at the annual meeting of the Crew.



Apart for the annual meeting of the Crew, the Crew-in-Council would meet only when major matters affecting the whole Crew have to be considered, and where the Crew Executive feels that the opinion of the entire Crew is desirable.

The Crew Council is responsible for training, records, advancement, future plan and all the finance matters of the Crew. The Crew Council consists of the Senior Rover Mate, and Rover Mates. The Assistant Rover Mate may be admitted as a Member. In this meeting one of the members will work as Secretary. The Rover Scout Leader and the Assistant Rover Scout Leaders will act as assessors and advisers, and try to guide discussions and decisions. If it is a small Crew, all members can be members of the Crew Council.



Finances

Every group needs to raise funds to pay for their activities and programs. Rover Crews are no different. It is the responsibility of every Rover Crew to finance their programme.

Crew Programme

Keep your Crew's calendar active and up to date. A Crew that does nothing loses its momentum. History of course shows us that the more active the Crew, the easier it will be to attract members. Always give your Crew activities to look forward to. While there is business to attend to, always strive to meet outdoors. There are numerous resources on the Internet to help you plan your programme. Talk with other Crew leaders to gain insight from them as to what works and what doesn't. Don't be afraid to make mistakes, but don't let fear of mistakes keep you from doing anything. Most of all: make sure that your members are having fun!

Involvement of Crew Members

There are a number of ways in which every member of the Crew could be encouraged to play an active role in the Crew Programme by ensuring:

- planning of activities in advance rather than at the last minute
- involvement of all members in the organisational process
- sharing of leadership and ownership of events
- promotion of activities to all Crew members
- that all members receive notification in a timely manner
- that the Programme is based on the interests and desires of the Rovers in the Crew. This is perhaps the most important ingredient. Without this basic formula, Crew members will be unwilling to support the Programme because they have no interest in it. All the planning in the world is of little use, unless the Crew members want to participate.

Thought for Reflection

As your Crew develops, keep a history of what you're doing. It will provide valuable insight later on for you and for others who want reproduce what you've done. It will give you something positive for your Crew to look back on.

Service Within the Movement and Community Service

The Rover's training in usefulness starts with himself and the need for him to establish himself in life. Having done so, he can then look around to see what he can do for others. The founder of the Scout Movement was very explicit with regard to Rover's service. He said: self, association and the public. Accordingly the Rover's first service must be to himself. He then renders service to the Scout Movement. Finally he renders service to the community.

Objectives

At the end of this Module, you will be able to:

1. Explain the reasons as to why should Scouts involve themselves in the Community.
2. Differentiate between Good Turn, Community Service and Community Development.
3. List the Community service and Community development projects undertaken by Scouts.

Thought for Reflection

As you train yourself in character and efficiency, let your aim all the time be not merely the attainment of position or prospects for yourself, but of the power to do good to other people, for the community. Once you have put yourself in a position to do service for others you have stepped on to the higher rung of the ladder that leads to real success— that is happiness.

- Baden-Powell

Service to Self

"The Rover's first service must be to himself". For a moment this may appear to be selfish and not keeping with the principles of Rover Scouting. But we must remember that B.-P. was a realist and not a sentimentalist. Unless and until a man establishes himself in life, so that he is no way a burden on his home and society, it is premature to think in terms of rendering service to other people. A Rover should be mentally, physically and economically sound and must be prepared to find time, resources to render service in total. Therefore, service to self, that is self-establishment, is meant to prepare him for the ultimate objective of Rovering – a happy, healthy and useful citizen. Charity begins at home. First of all, we must keep our own house in order before travelling further a field to see what we can do for other people.

So, service to self would amount to his:

- commitment to self education, further progress in his line of profession etc.
- commitment to his family, finance, etc.
- urge for aesthetic values, etc.
- getting prepared physically, mentally and morally.

Service to the Scout Movement

A young man trying to serve other people and at the same time learning the skills of service would inevitably make mistakes. He is better molded within the Movement and goes out as a skilled man fully prepared for service to the community. There are endless opportunities for a Rover Scout to serve the Movement.

Service to Community

Community service means simply doing something for a community, which maybe one's own or another. The contribution is designed to meet a specific need, usually identified by those who will perform the service. The task is usually short term. For example: Cleaning a Temple, Organising the crowd in a Mela etc.

Besides participating in various forms of service projects of the District and the State, it is essential that every Rover Crew have a definite plan, a long-term plan of service projects.

Community Development

Community Development is an educational process of change, based on collective action, taking place within a community and leading to a better quality of life, with the people themselves being the subject of that process.

In any process there are always steps that lead progressively forward. What distinguishes Community Development from other approaches is that those steps (from the identification of needs to the final evaluation) are carried out by the people themselves, using primarily the community's own resources. Ideally, the steps of Community Development turn into a continuing and dynamic process.

Upa-Rashtrapati Award Competition

The Upa-Rashtrapati Award Competition provides the Rover Crew plenty of opportunities to serve the community. Its activities include:

- Community development programme or Adult education or Non-formal education.
- Cleanliness campaign or Preservation of greenery or Campaign for saving drinking water.
- Campaign against harmful customs and prejudices or Campaign for national integration or Campaign against alcohol, narcotics and drugs.
- Motivation programme for family welfare or Leprosy control or AIDS awareness campaign or Sanitation programme.
- Awareness creation of scientific and technological advancement or Organising science exhibitions or Organising science quiz.
- Service in the home for the aged/orphanages etc., or Service in religious places or hospital service or traffic control.
