

Sl No.	Subject
01.	History Of Wood Badge
02.	Career Counselling, Hobbies & Handcrafts, Vocational Crafts.
03.	Ecology & Conservation.
04.	Culture, Heritage & National Integration
05.	Public Relations Within & Outside The Movement
06.	More Adventure Activities
07.	Folk Lore Folk Art & Recreation.
08.	Community Development Projects
09.	Rovering To Success
10.	Extension Rovering
11.	Service Within The Movement
12.	Know The Syllabus Upto Rashtrapati Award

History of Wood Badge

You will be surprised to know how Lord Baden-Powell have introduced incentives for the young leaders for their achievement to recognise their success. He wanted to retain the heritage of the victory he earned during the Zulu War in 1888.

The presentation of Wood Badge is the recognition of the highest training of Unit Leaders.

On-going through this Module you will understand the importance of the training course and the history of inventing the Wood Badge.

Objectives:

At the end of this Module, you should be able to ;

1. State what is the purpose of Wood Badge.
2. Explain from where this Wood badge is adopted.
3. Demonstrate the importance of this Badge



Thought for Reflection

Ever since I knew what Wood Badge was, I couldn't wait to go through it. I went through it as a "yute" staff, then as a participant, and now I am going to be a Troop Guide. Each time I have taken away something new. This is something that I am proud to be part of.

--**Kimberly Vasquez.**



What is the purpose of Wood Badge?

The ultimate purpose of Wood Badge is to help adult leaders deliver the highest quality Scouting programme to young people to help them achieve their highest potential. It models the best techniques for developing leadership and teamwork among both young people and adults.

Baden Powell founded Scouting early in the 20th century, and in just a few short years, the movement exploded. Baden-Powell quickly recognized the need for adult leaders to complete training in a hands-on outdoor environment. On Monday, September 8, 1919, 20 men clad in shorts and knee socks gathered around a flagpole at Gilwell Field near London. Organized into three Patrols, these men launched the precursor for what eventually has become Wood Badge for the 21st Century. Baden-Powell's Scouting for Boys and Aids to Scoutmaster ship were 'textbooks' for this outdoor classroom, and during the 11 day course, the Scouters learned the skills to pass on to their eager Scouts: Troop organization, campcraft, pioneering, woodcraft, signcraft, games, fieldwork, study circle work and pathfinding. Upon completion of the course, Baden-Powell awarded each of the Scouters a hand-carved bead tied to a leather thong, the beads a prize he collected from Zulu Chief Dinizulu during the British' Ashanti Campaign in 1888. The Boy Scouts of America conducted its first official Wood Badge course in the United States in 1948. Since that time, training professionals and volunteers have updated the Wood Badge syllabus to provide the best methods to adult Scouters for teaching leadership and program delivery.

Source: www.woodbadge.org



The first Scoutmaster's training course was held at Gilwell on 8th Sept. 1919. It followed the pattern B.P. had used with boys on Browne sea Island twelve years before. The patrol system was again put to test with the nineteen participants divided into patrols and living a patrol life. The instruction also to the same form as Browne sea Island. Each day a new subject was introduced and covered in demonstrations, practices and games. The Kudu Horn that had called the boys into action on Browne sea Island was used for all signals. B.P. laid it down that the training courses should run in a camp with the Scoutmaster forming a Scout troop or in the case of Cub master, a cub pack. B.P. intended that as far as possible instruction is put into practice to make quite sure that the training of the boy is also kept very practical and very active.

What should these men be given as a token of having finished their training camp? The usual and obvious thing would be some kind of certificate but B.P. did not care for Certificate. He rummaged his trophies and Souvenir for suggestion and pulled out the long string of wooden beads he had found in Dinizulu's deserted hut in Ceza bush during the Zulu War in 1888. He presented each man who had taken part in the camp with one of these beads.

These simple wooden Beads signifying the completion of the training course soon became one of the most highly prized possessions a Scoutmaster could want. The beads gave the training its name of Wood Badge Course.

As the number of courses all over the world increased, and as the stock of these beads in the necklace of Dinizulu exhausted the Gilwell Park started preparing own beads for presentation to the Scouters.

It is satisfying to note that even though with the change of times, the Associations in various countries and also the World Bureau have brought about considerable change in the syllabus content and conduct of these courses, the Beads are still accepted as the insignia for these Scouters who complete this training.

It is also happy sign that in our country also after the formation of the Bharat Scouts & Guides in 1950, the Wood Badge (now named as the Himalaya Wood Badge) was retained as insignia for completion of Adult Leader Training and also as a symbol of unity in World Scouting, and our National Training Centre at Pachmarhi prepare and issue the beads from the wood available at the Centre itself.

In 1934, three courses Cub, Scout and Rover were held at Pachmarhi on the bank of the Lake near Pachmarhi Bazaar and in 1956, the M.P. Government made a grant of land in Pachmarhi for the establishment of the National Training Centre. This Provided a Most suitable place for Wood Badge Courses for the country.

Conclusion ;

Hope by now you will be able to explain the history as the how the Wood badge is taken into in the Scheme of Training of Unit Leaders in Scouting. What a unique idea of B-P to retain the historical background of his life experiences, through a symbolic presentation, which is now recognised throughout the world.

Books:

1. Scheme of Training, by BS&G/NHQ
2. Trainers Handbook, by BS&G/NTC.

Career Counselling, Hobbies & Handicrafts, and vocational Activities

This is very important and interesting module to go through; you can guide your Rovers in shaping their career. Now-a-days career counselling, Hobbies & handicrafts are the methods. If you are quite aware of them only, you can help your boys to place properly and shape in life. Hope this module will help you in this subject.

Objectives:

By the end of this module, you will be able to:

1. Define what Counselling is.
2. Identify the problems related to counselling.
3. State the skills involved in counselling.
4. Explain the types of Career Counselling.
5. Show the Rovers ways of choosing the career.

Thought for Reflection

Having a more experienced and successful counsellor guiding someone in a chosen profession is wise decision and good career move.

--Josh A. Avilies.



Counselling:-

1. What is Counselling?

- ⊕ Counselling could be defined as discussion of an emotional problem with a person with a general objective of understanding and decreasing the intensity of such emotional problems.
- ⊕ It is a series of interactions between the Counsellor and the Counseee in which the Counsellor adopts a helpful attitude (respect, trust, sympathy etc.) & certain skills (listening, communication, response etc.) inducing the

Counselee to the learning process of self-exploration leading to self-understanding and affection through which the counselee will change his attitude and behaviour and solve his problems.

2. The Problems

Problems usually emanate from

- ⊕ Lack of certain skills in the Leader.
- ⊕ Leader's personality.
- ⊕ Leader's relationship with others.
- ⊕ And many other.

Remember each situation will require individual solutions according to the problem and circumstances involved. Counsellor's role is to assist each Leader to develop an awareness of situation in which he is operating so that he, in future, self - motivated to -

- ⊕ Identify Problems
- ⊕ Analyses their causes.
- ⊕ Take action to avoid possible problem and resolve the existing one.
- ⊕ Involve others who are also to assist him in his activities.

3. Towards Counselling

- ⊕ The skill of counselling is helping people to solve their own problem can only be developed through experience and practice.

There are no substitutes including theoretical knowledge or warm feelings towards people.

4. Before Counselling

Counselling depends on good listening.

- ⊕ Put the counselee at ease. Help him feel that he is free to talk.
- ⊕ Show him that you want to listen. Do not do other work.
- ⊕ Remove distractions.
- ⊕ Sympathize with him. Imagine as if you are there in his place.

- ⊕ Have patience. Do not show that you are exhausted.
- ⊕ Maintain cool even if you are criticized.

5. The Approach to Counselling

The Counsellor should help the Counselee to develop the attitude and confidence of resolving his (Counselee's) own problem, rather than solving the problem of himself (Counsellor).

- ⊕ Be available readily even amidst other commitments.
- ⊕ Listen and understand him.
- ⊕ Do not be shocked by counselee's ignorance or stupidity.
- ⊕ Do not rebuke or bulldoze. Avoid unwanted pontification.
- ⊕ A Counsellor is a FRIEND & GUIDE in need.

Career counselling

Goal is to achieve a better personal adjustment and growth in maturity, by stimulating the counselee to explain his potential and use more of his resources.

One who counsels is called counsellor. One who is the client is called Counselee.

Hobbies

Handicrafts are preliminary stages.

Intelligence

& health for developing.



I stage (i) Love of work. &

(ii) Ability to carry on with essentials to successful work.

II Stage Fitting the young man to the right kind of work.

III Stage Making him to work to his fullest capacity.

The best workers, like the happiest men, look upon their work as a kind of game; the harder the play, the more enjoyable it becomes.

In scouting we try to help the boys acquire this attitude by working with them personally in subjects that appeal to them individually and that will be helpful to them later on. The boys can be let to develop themselves for their future.

So much for the lines on which a boy can be practically prepared.

- i. Through Scouting for making a career.
- ii. It is still in the power of the R.S.L. to give him further help to make that career a successful one.

First By showing the youth ways by which he can perfect the superficial instructions received as a Scout whereby he can develop his **HOBBIES** into **HANDICRAFTS**.

I The RSL can show him

- ⊕ When to get higher technical education.
- ⊕ How to get scholarships or apprenticeship.
- ⊕ How to train himself for particular profession.
- ⊕ How to invest his savings.
- ⊕ How to apply for jobs etc.

The Rover Scout Leader by watching and studying the individual character and ability of each boy, can recognise the path of life for which he is best fitted.

The RSL should get them and the boy to look well ahead and to see the ulterior possibilities.

The RSL should discriminate

- Between
1. Those employments which offer a future to the boy and
 2. Those which lead to nothing that bring in money for the time being to increase the income of the family.

Parents do not hesitate to the fact that they will have to give an opening to him for a Man's career after wards.

A skilled employment is better than unskilled one for the boy's future success in life.

Proficiency Badges

Kindle ambition in the boys. Hobbies become more specialised as vocational training for senior Scouts and Rovers.

HOBBIES have their value. Through these the boy learns to use his fingers and Brain and to take pleasure in work and self-discipline is moulded. HOBBIES lead to craftsmanship, resourcefulness, sobriety, efficiency, willingness, skilful energy and health. The Rover satisfies his employers requirements and he goes smooth with his co-workers.

Conclusion:

Hope by now you have understood about the counseling and you will be able to guide the young Rovers in use their own hobbies, skills and choosing their career.

Reference Books :

1. *Rovering to Success, by Baden-Powell.*
2. *A.P.R.O. Pt. II, by BS&G/NHQ. etc.*

Ecology & Conservation



Now-a-days Ecology & Conservation is a burning problem in our Society, so this module is setup to have a fair knowledge of the subject and to find out the ways & means to control it. On studying this module you will definitely gain a knowledge of it and its preservation.

Thought for Reflection

As a Scout, you are the guardian of the woods. A Scout never damages a tree by hacking it with his knife or axe. It does not take long to fell a tree, but it takes many years to grow one, so a Scout cuts down a tree for a good reason only or not just for the sake of using his axe, for every tree, felled, two should be planted.

Baden- Powell

Objectives:

At the end of this Module, you should be able to:

4. Explain the term Ecology.
5. State the areas involved in Ecology.
6. Define the methods of its conservation.
7. Identify what we can do.
8. List out the agencies those who are working on this issue.



Introduction to Ecology

- The meaning of the word ecology was given by German Biologist Hackle in 1869.
- The word ecology is derived from Greek words 'Oikos' meaning *house, habitat or place of living* and 'Logos' meaning *to study*.
- *Ecology* is defined as the study of interrelationship of different organisms with each other and with their environment. It is concerned with the general principles that apply to both animals and plants.



The term Ecology is derived from two Greek words, namely OIKOS and LOGOS. Oakes means 'home' or 'habitat' or 'a place to live in'. Logos means 'study' or 'discourse'. Hence literally speaking, ecology is the study of organisms in relation to their environment.

In other words Ecology is the study of the inter-relationship between living organism and their environment.

FORESTS

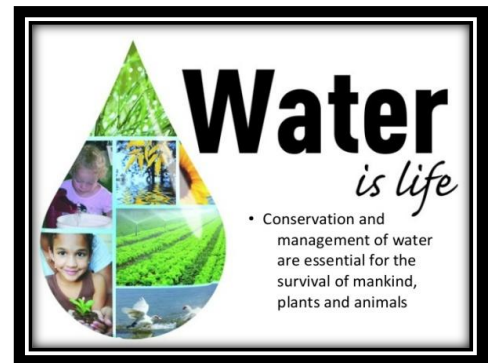
About one third of the world's land surface is covered with forests. Forests are vast resources for man. They provide: Timber, pulp, fodder, fruit, medicines, firewood, raw materials for industries, shelter for animals, birds etc. Forests help in precipitation (rainfall); recycling of moisture by transpiration; checking floods and soil erosion and in regulating the earth's temperature. The natural forests maintain the fertility of soil by returning the nutrients to the soil through litter. Forests are the main source of fossil fuel, coal etc. It purifies the air by producing oxygen and absorbing carbon-dioxide.

De-forestation: At the present rate of environment assault, India is steadily losing more than 1.5 million hectare of good land each year. In other words, every five years, forest cover the size of Haryana vanishes. Destruction of forests leads to serious ecological imbalance. Every tree that felled damages the life support system – the soil, water and climate. Deforestation removes nutrients from the land, increases soil erosion and decreases the ability of the land to hold and conserve water.






WATER



Water is very important to life on earth. Our earth is covered with 75% water, of which the oceans and seas hold 97% which is salty. Another 2% is locked up in the ice caps and is thereby un-utilisable. Only 1% is found in the rivers and lakes and in the under ground reservoirs, which can be used by man.

Water is used for many purposes such as drinking, cooking, washing, of clothes and utensils, irrigation, livestock management and also in industries and for generating electricity. Each of these activities produces waste in some form or the other. Domestic waste, including sewage, grease, industrial waste, soaps and detergents, fertilizers and pesticides and animal excreta contribute to the pollution of water. This waste discharged into water bodies causes a major environmental crisis.

Due to adverse effects of man's interference with nature, the climate and other phenomena of the earth are getting disrupted and undergoing changes in their patterns to the extent that one part of the country suffers from drought while the other is affected by floods.





SOIL

The roots of plants hold the soil together – protecting it from being washed away or blown off. Soil erosion increases rapidly when vegetative covers is removed. It takes 10 to 2500 years for 2.5 cm of top soil to form. But we can lose the same in as little as 10 years.

If the vegetation is not adequate, most of the rain that falls will run off. It will carry with it valuable top soil and deposit it as silt in ponds, tanks, reservoirs. Siltation chokes the riverbed, reduces its capacity to hold water and increases flooding. In India today, we lose about 600 crore tones of soil by erosion every year.

Soil Erosion

Soil erosion is a gradual process that occurs when the impact of water or wind detaches and removes soil particles, causing the soil to deteriorate.

Type of soil erosion –

Loss of soil due to natural forces.

Loss of soil due to men's activities.

Natural Forces

Water Erosion

Rain drop Erosion

Gully Erosion

Stream Erosion

Wind Erosion

Climatic

Type of soil

Vegetation

Factors affecting erosion by water

- ⊕ Climate
- ⊕ Type of Soil
- ⊕ Vegetation &
- ⊕ Topography of land.

EROSION

Deposition Transportation
The Geological Cycle

Transportation by River

Chemical transportation	Mechanical Transportation
(Carried in solutions as dissolved solids)	Carried due to the force of current of the flow as sediment.

Transportation by Wind

In suspension	Salutation	Surface creep
---------------	------------	---------------

DEPOSITION

Deposition by Water	Deposition by Wind
<ol style="list-style-type: none"> 1. Due to decrease in velocity. 2. Decrease in Ground slope. 3. Decrease in volume of water. 4. Change in Channels. 5. Chemical precipitation. 	<ul style="list-style-type: none"> ⊕ Change in relief of locality. ⊕ Change in Wind velocity. ⊕ Vegetation cover.

“It takes 10 to 2500 years for creating top 25 cm of fertile Soil, but can be lost in few years by floods if vegetation Cover is removed”.

Effects of Soil Erosion

1. Heavy floods in the rivers.
2. Lowering of Sub Soil water level.
3. Water logging and decrease in crop yield.
4. Destruction of tender vegetation.
5. Taylor of dams due to silting.
6. Loss of Agricultural land.

In India we are losing about 600 acres tones of Soil by erosion every year.

Today, millions of people are being born and they have less and less land to live and grow enough food each year. This means increasingly hungry people.

Causes of Soil Erosion

1. Faulty method of Cultivation.
2. Deforestation.
3. Over grazing.

Methods of Preventing Soil-Erosion

Mechanical Measures	Biological Measures
<ol style="list-style-type: none">1. Contour Cultivation.2. Contour bunding.3. Contour Trenching or Merbandi.4. Gully Control.	<ul style="list-style-type: none">⊕ Change of crop.⊕ Tree plantation.⊕ Fixing of sand dunes.

WILD LIFE



All living things play a part in the huge and complex web of life. Each has a role of its own in the balance. If wild life is exterminated, the balance will break down.

The decline and depletion of wild life is caused by : deforestation; hunting, poaching; conversion of wild life habitats into house sites, into transport routes, agricultural land, industrial sites etc.; establishment of hydroelectric projects; population; natural calamities such as flood, drought, fire, epidemics etc.



POLLUTION



Pollution is defined as “an undesirable change in the physical, chemical and biological characteristics of air, water and land that may harmfully affect human life and desirable species”.

Certain substances or factors may affect the normal functioning of human life and domesticated species when introduced into the biosphere. These substances are called pollutants.

Important Pollutants are :

- ⊕ Deposited matter (smoke, soot, dust, tar etc.,)
- ⊕ Gases (CO_2 , CO, CH_4 , SO_2 , NO_2 , Methyl-isocyanate, etc.,)
- ⊕ Chemical components (hydrogen fluorides, detergents etc.,)
- ⊕ Biocides (pesticides, insecticides, fungicides etc.,)
- ⊕ Fertilizers (urea, ammonium sulphate etc.,)
- ⊕ Radioactive substance,
- ⊕ Noise,
- ⊕ Heat
- ⊕ Sewage.

Not only human beings but even plants, trees and animals are affected by pollution.

Between heights of 20 to 30 kms from the ground the earth's atmosphere is covered by what is called **Ozone Layer**. A few kilometers thick, this layer is spread over the entire globe and shields all living things below from the sun's ultra violet rays. The destruction of this layer could create an effect over the earth very similar to the artificial heat in a green house. It is estimated that by the 2000 AD, the increase in Carbon dioxide content of the air will be nearly 25%.

This will result in an appreciable warming up of the earth and is very likely that this will cause the melting of polar ice caps resulting in rise of nearly 60 feet on the sea level. Coastal regions and lowlying areas all over the world will be flooded and will go under water.

WHAT WE CAN DO :

We must remember that soil and water are precious and scarce resources. Let us take care that on every piece of land less soil is eroded and less water wasted.

Plant more. Save soil, Save water. Protect Soil:

- Prevent cutting trees.
- Prevent over grazing.
- Cover land with vegetation.
- Check erosion by bounding.



Save Water:

- Avoid wastage of any king
- Make small reservoirs for water
- Protect plants
- Recharge ground water.



Green the Earth:

- Allow the nature to re-generate
- Gross grass, shrubs, trees, nature plants, and see them thrive.

ORGANISATIONS THAT WORK ON ECOLOGY & CONSERVATION

1. IUCH -The international Union for Conservation of Nature and Natural Resources.
2. WWF- World Wide Fund for Nature (formerly World Wild Life Fund).
3. Centre for Environment Education and Vikram A Sarabai Science Community Centre, Ahmedabad.

4. Natural History Association, Bombay.
5. Solidarity Environmental Group, Madras.
6. C.P.R. Environmental Group, madras.
7. The environment Society, Madras.
8. Wild Life Conservation Society, Trichy.
9. Forest Research Institute, Dehradun.
10. Global Environmental.

Conclusion:-

Perhaps you are now aware of the subjects and learnt about the ways and means to conserve it. Some of the questions will help you to answer the subjects thoroughly.

Reference Books :

1. Scouting for Boys. B-P.
2. Nature lore. NHQ.



CULTURE, HERITAGE AND NATIONAL INTEGRATION



This Module will help you to know about the Culture, Heritage and National Integration, how it helps us in our daily life, and how it is involved and influence in our socio-economic structure of our society. It is also related with our religion, you will know about the National Integration.

Objectives:

By the end of the module, you will be able to :

1. Define what is Culture.
2. List out the points how culture helps us.
3. Explain social function of culture.
4. State examples what we can do to promote National Integration.



Thought for Reflection

If you despise other boys because they belong to a poorer class or lower caste than yourself you are a snob: If you hate other boy because they happen to be born richer and belong to higher class schools than yourself you are a fool.

--Baden-Powell.



CULTURE, HERITAGE AND NATIONAL INTEGRATION



Definition :- Culture is a bundle of customs, traditions, habits, of a people enriched from time to time and passed on from generation to generation.

Culture :-

When human life came on earth, culture started to develop as the needs of the man increased. Culture started to dominate human life

Culture Helps :-

- ⊕ To keep social relationship and group life intact.
- ⊕ To decide a code of conduct for social behavior and approves what is desirable and disapproves that is socially unwanted.
- ⊕ To check irrational actions and evolving codes for co-operation.
- ⊕ To give respectable position to ladies and individuals.
- ⊕ The man to live in concepts like family, class, state.
- ⊕

Culture and Religion :-

Our interplay with the natural environment is of central importance in the way we express ourselves through folklore, art, religion and customs. Human culture evolves within specific environments. Just as evolution is a biological adaptation to the environment, culture is a social and behavioural adaptation.



National Integration :-

India is a vast country comprising of people of different traditions religions, vernacular and territorial background. It upholds different castes, faiths, religious practices and traditional manifestations.

The Bharat Scouts & Guides foster unity involved the youth in various National Integration activities such as National Integration camp, cultural exchange, C D Project, melas, Camporees, and Jamborees.

The RSL can sustain this aspect by encouraging Rovers to participate in various activity of National Integration at the local and Dist. level.

They can organise exhibition, mela, and singing course where small children sing, National Integration song, encouraging Rovers to learn other state languages and traditions.



Some Practical Hints to Rover Leaders:

The entire course may be divided into small ad-hoc groups according to the individual tastes for Music or Poetry and journalism.

To prepare batches such as, for Folk song and Music recitation of poetry, Dramatics. Journalism preparing the news item to be published. Better, this is to be done more practical at the campfire circle. Honour the Adepts and experts. To encourage contacts with rovers of other states, exchange trips and attending National Integration camps. It should be more practical than reading books.

Conclusion:-

Perhaps by reading this module, you are quite aware about the contents of what you should know and how it influences us, and what we can do.



Public Relations within & outside the Movement

This Module is based on Public Relations, on going through you will be able to understand the skills & techniques required to build your capacity to deal with public at large and how to influence them to bring out effective results from the person you come through within or without the movement.

Objectives:

By the end of this module, you will be able to :

1. State what is public relation.
2. Explain as to whom we are to contact within & outside the movement.
3. Define for better relationship.

Thought for Reflection

“It takes 20 years to build a reputation and five minutes to ruin it. If you think about that, you’ll do things differently.”

--Warren Buffer.

PUBLIC RELATION

- ⊕ Public Relations is the art of bringing about better public understanding which breeds greater public confidence for an individual or organisation.
- ⊕ An organisation which enjoys good public relations is the one which basically has good performance & is successful in getting people know about it. Public Relations require maintenance of high standards of performance rigidly.
- ⊕ Public Relations, therefore involves everyone in the Organisation and not just the head of the organisation or the

public relations without any exception, must perform well & the performance must be of the highest standard.

Public Relations Within:

- i) With Crews, other Units and the Group.
- ii) With LA and DA.
- iii) With State Association.
- iv) With Group Committee.

Public Relations Outside:

- ⊕ The RSL should arrange some programmes with the people outside the Crew for the people.
- ⊕ Outside the crew the RSL should relate with the
 - ☞ Sister units of his own group.
 - ☞ Society.
 - ☞ Other sister organisations.
 - ☞ Govt. Agencies.
- ⊕ This can be done -
 - ☞ Through personal contact.
 - ☞ By inviting them to crew programmes.
 - ☞ By rendering service to the local area.
 - ☞ By extending assistance to the sister organisations keeping our fundamentals in mind.



MORE ADVENTURE ACTIVITIES & RALLIES



The Adventure Activities are one of the attractive programme in Rover Scouting, to keep them engaged more and more activities round the year on adventure to be thought of, even National Assn has developed an Adventure Institute for young people to whom Rovers can be developed to promote the spirit of adventure. This module will help you to know about such activities and how to involve them. Hope you will like it.

Objectives :

By the end of this module, you should be able to :

1. Define what types of Adventure activities a Rover can do.
2. Tell the name of the Adventure Institute of BS&G and where it is located.
3. Explain the modalities of the Adventure Course in NAI.

Thought for Reflection

“A perfect gift for anyone that loves the Outdoors is inviting them on an Adventure.”

--Ben Stookesberry.



MORE ADVENTURE ACTIVITIES



Prelude : A large number of youth in the rural and urban areas are interested in undertaking adventure activities organised by the youth organisations. There is no such youth organisation at the grass root level to promote adventure activities. To fulfill this need National Adventure Institute of Bharat Scouts & Guides is conducting two Adventure Programme every month and one International Programme once a year.

Objectives :

Membership expansion.

- To retain outgoing youth in the organisation for a long period.
- To develop leadership competencies in the youth.
- To develop physical efficiency.
- To promote harmony with nature.
- To engage youth in constructive activities in their spare time.

BASIC ADVENTURE ACTIVITIES

Local Games		Races
Kusti-Malkam-Yoga		Martial Arts
Adventure games-wide game /Rush game / Rock Climbing		Cycle / Motorcycle hike.
Skatting		Environmental Education

Expeditions, Night Hiking, Exploring, Camping		Observation & Deduction
Self Defence		Photography
Nature Collection		Swimming

ADVANCED ADVENTURE ACTIVITIES

Mountaineering		Skatting
Ice-skating		Para sailing
Gliding		Water sports
Rescue and Fire Fighting		Star Gazing
Backwoods man cooking		

THE DETAILS OF THE NATIONAL ADVENTURE INSTITUTE ARE AS FOLLOWS :

Adventure is not only for fun and entertainment but also for education. To be with nature in its present form is of up most important in our life. It surely satisfies our truth seeking hunger. Pachmarhi provides such a multitude of natural attraction and its spell is so deep that one cannot resist the temptation of visiting again and again this land.



We have great pleasure to announce the Adventure Programme to be conducted at National Adventure Institute of Bharat Scouts & Guides at Pachmarhi, Dist. Hoshangabad (M.P)

461881 during the 2010 – 11 Our Adventure Programmes are open to all **the young people of 15 to 45 years of age**

Arrival: Forenoon of the first day. Departure: At 11.00 AM on last day.

For the booking of seats: Registration Fee Rs. 100/-per head is to be sent in advance which is non –refundable but can be adjusted in other programmes within two years (financial years). The Demand Draft of State Bank of India should be in favour of **“The National Adventure Institute of Bharat Scouts & Guides”**, payable at State Bank of India, Pachmarhi, Code No. 1046. The balance Fee (development fee & Camp fee) may be sent in advance by DD or can be deposited by cash on arrival. For D.D. of any other Branch, Collection charges will be charged from the party. Total fee will cover all expenses on programme such as food, accommodation, training, equipment and other miscellaneous expenses.

Booking will be made on ‘first come first serve basis’. **Information of selection will be sent on receipt of Registration Fee/Booking Fee of Rs. 100/- per head,** along with list of participants (with Name, age and Sex). Duly filled Application with Medical & Risk Forms are to be submitted at the time of reporting in the camp. One Escort must be deputed with a group of 8 to 15 boys/girls. Lady escort must be deputed with the female participants. Escorts should also register and pay the full camp fee (Development fee & Camp fee) along with Application, Medical & Risk Certificate. **No one is permitted to stay in the camp without registration, Medical Fitness certificate of Escorting Teachers is must.**

ELIGIBILITY:15 to 45 years of age (including escort teachers), medically and physically fit person who can bear the strain of trekking for 12 to 20 K.M. per day.

PROGRAMME : Tentative Programme will be, trekking to Bee Fall/ApsaraVihar, Chauragarh/Mahadev, PandavCaves, Jatashanker, RajendraGiri, HandiKhow, RichhGarh etc. Besides these Boating, Horse Riding, Rock Climbing, Rappelling, Rifle

Shooting, Pistol shooting, Archery, skating etc. Games and every day Camp Fire are the other attractive activities of the programme.

The participants will bring following materials with them, which will be verified, on arrival.

1. Two No. of Passport size colored photograph.
2. Water bottle, Lunch Box, Plate (Thali), Glass or Mug, Spoon, Torch, Knife, Candle, Match Box etc.
3. Note book, Pen, First Aid Kit, Band Aids, Borolene, Cold Cream, Water Purifying Tablets, and Odomas etc.
4. Toilet requisites.
5. Bed Sheets, Hunter / Sport Shoes, Extra Pairs of Socks.
6. Sleeping bag / Blankets, Winter Cloths, full sleeves Grey T. Shirt and Navy Blue Jeans, extra wearing cloths and costumes for cultural items. (**For Scouts & Guides only** – correct and complete uniform as per APRO Part – II & III)
7. **MALARIA TEST REPORT (test done within a week before departure) has to be brought by individual failing which admission will not be given.**
8. Any other items as per the need of the Individual.

SAFETY:The Bharat Scouts & Guides takes every care of the participants sincerely, but the National Adventure Institute of Bharat Scouts & Guides, Pachmarhi will not be held responsible for any accident, illness or injury during the programme. **The escorting teachers should take extra care of their students before the camp, during the camp and after the camp.**

NOTE:

1. **Medical Checkup** should be done strictly as most of the participants after reaching Pachmarhi are unable to take part in all the activities. All participants should take T.T. Injection before they depart for the camp.
2. Our Camp Doctor will provide medical assistance and general medicines will be available in First Aid Box of Institute. Extra medicines for individuals will be purchased by the concerned.
3. Accommodation will be in tent only. No accommodation will be available in permanent shelter.

4. Escorting teachers should remain with participants at all times. If any Escort is bringing family members, they will have to pay the full camp fee.
5. Without invitation participants will not be admitted in the camp.
6. Only BSNL network is available in Pachmarhi.
7. For further information you can write to us with a self addressed and stamped (Rs. 10) envelope 9"X 4" or through email bsgnai@yahoo.com, bsgntc@sancharnet.in

For more adventure activities you can contact the following institutes to strength and equip your self with adventure activities and knowledge of nature :

1. Nehru Institute of Mountaineering, Uttarkashi.
2. Indian Mountaineering Foundation, New Delhi.
3. Director of Sports and Mountaineering, Manali, Shimla, Himachal Pradesh.
4. Himalayan Mountaineering Institute, Darjeeling, West Bengal.
5. National Adventure Club, Chandigarh.

Conclusion:

On going through this module, you have understood the spirit of adventure to be developed among the Rovers and come to know about the National Adventure Institute, how to enroll and complete the training on adventure.



Folk Lore, Folk Art & Recreation

You will be elated, when you come to know about the Folk lore, Folk Art of different States, how it is involved in our daily lives and developed relationship between one another. How the matter is based on Socio-Cultural environment and its interactions.

Objectives :

By the end of this module, you will be able to :

1. Define what is Folk lore.
2. List out different types of Folks going on in the country.
3. Explain the role of Rovers in recreational activities.

Thought for Reflection

“If you take myth and folklore, and these things that speak in symbols, they can be interpreted in so many ways that although the actual image is clear enough, the interpretation is infinitely blurred, a sort of enormous rainbow of every possible colour you could imagine.”

--Diana Wynne Jones.

Folk Art Painting



FOLK LORE FOLK ART & RECREATION



Since the pre-historic age, man has been living in some form of social organ.

He has been coming into contact with others and trying to influence their personality, ideas & other activities. The social nature of man & the relationship arising out of interactions of the individuals with each other in social situations is the corner-stone of our study.

It is based on his socio-cultural environment and its interactions.

Folk lore is the study of behavior pattern and ways of particular folk involving their customs, traditions, social heritage, habits and culture.

Folk lore is the result of spontaneous growth.

They grow in a natural manner. They are not universal.

They differ from society to society.

Here we study the ancient art, custom, living style, songs, dances, festivals and sports.

Arts have always been a more or less accurate barometer of the social and intellectual climate of a group of people at any given time.

Progress in art-index of social vitality.

Indifference to art-symptom of social decadence.

Music had always been the most sensitive of all arts. It expresses the every soul of a community or folk. Music more than any other art has been deeply interwoven into the very texture of the daily life of people and pervades from life to death.



Down to earth themes	-	simple tunes.
Harvest songs	-	the mmangu (TN). Bhangra (Pun)
Rages Depict joy	-	vasabtha (TN)
Drapleasong	-	Thalattu
Induce Sleep	-	Nee lampari (TN)
		Loory (NI)
For War	-	Kalyani (TN)
Depict Sorrow	-	Mugari (TN)
'Villopattu' Sung at day break	-	Poopalam (TN)
	-	Bervi (TN)
For Rain	-	Mega Vashini (TN)
	-	Mallar (NI)
Song for religious procession of God	-	Mallari (TN)
Light Classical- Thumri, Dadra		
Ragas – Poems Tappa, Kajri, Dhrupad		
Kerala – Boat Song (Nadanpattu)		

ROLE OF RSL – RECREATIONAL ACTIVITY

1. Make a study by the Rovers of the ancient art, folk lore & folk art.
2. To instill in the public a taste for folk songs & folk dance & classical music.
3. Preserve the culture of the village people.
4. To stage folk songs & folk dances in IMP meets.
5. To make the creative artist to depict the spirit of the age and continuous staging of folk songs and dances.
6. To include ancient sports during festivals.





Community Development Projects – Project On National Priority Health For All, Sanitation Promotion

The Motto of Rover is Service, the idea of Service is one of the basic in scout-guide organization, we should render services in the places of need in the Community as per the requirement of the area. This module will help you to understand the utility of services, and the different service projects that is going on in the country also the need of proper health and sanitation the way to promote it.

Objectives:

By the end of this module, you should be able to :

1. Define the difference between the Community Service & Community Development.
2. State the need of Community Development.
3. Tell why Health and Sanitation promotion is required.
4. List out the activities that Rovers Unit can do in regards to CD Project.

Thought for Reflection

“Cleanliness- it means that there is no dirt, no dust, no stains, no bad smell. The purpose of cleanliness is health, beauty, absence of defensive odor and to avoid the spreading of dirt and contaminants to oneself and others. Washing is one way to achieving cleanliness, usually with water and often some kind of soap or detergent.”

--Narendra Modi.



COMMUNITY CONNECTIONS

Community Service

Community Service : -

- Doing something good for community.
- Designed to meet a specific need.
- The task is short form.
- Service to others – Good turn.
- Integrated part of Scout programme.
- Recognised by Badge system.



“Give a man a fish; he will be fed for the Day.”

Development Education : -

- Is the acquisition of ideals, skills and attitudes enabling better understanding of the problems.
- Leads to effective participation.
- Propounds to people’s horizon beyond their local environment.
- Learning to leave in a global society.
- Stick to Law and Promise.

“We are the World. We are the Children”.

Scouting aims at all round development of an individual to make himself a reliant and resourceful member of the community and a responsible citizen. As the Scouts are a part and parcel of the community, the development of Scouts amounts to the development of the community, and vice versa i.e.

Development can be defined as a process of growth from a state of dependence to one of autonomy.

Development is more than building roads, toilets, in schools etc. It must result in the development of people, involving them in the identification of their own needs, and working together with others in the community to solve their problems.



Three Approaches to Community Development

COMMUNITY SERVICE : Simply doing something for a community. The contribution is to meet the specific need. The task is short time i.e., Social Service, Good turn etc. etc. Give a man fish – He will be fed for a day.

DEVELOPMENT EDUCATION: It is acquisition of ideas, skills and attitudes enabling better understanding of the problem affecting the work today. This leads to effective participation in local, National and International Communities.



It fosters world Brotherhood
"We are the World
We are the children"

"THINK GLOBALLY ACT LOCALLY"



COMMUNITY DEVELOPMENT PROJECTS

COMMUNITY DEVELOPMENT PROJECTS are the long term activities in a society, for the progress and wellbeing of its members, performed by the people of the society. The resources and manpower needed will come from the people. It is a sustaining activity of joining hands to achieve constructive progress in the society.

The project should be planned perfectly. The unit will analyze the problem of the society, they are in contact with, identify the needs, and make the people feel that it is their own activity for their good. It involves the effect of the beneficiary in the building of an essential facility, so that he/she takes care of it, does not misuse, guide other to use it in the right way.

The Rovers can take up C.D. projects as part of their progressive training by involving in Upa-Rashtrapati Award Competition. They can associate themselves in Adult Education, Immunization, Leprosy, and Sanitation Promotion projects.

How ?

- Start with an idea.
 - Develop the idea.
 - Formulate objectives.
 - Identify problems. The Project is designed & planned.
 - The resources are secured.
 - The Project is implemented.
 - The Project is assessed.
 - The results are evaluated.
- “The heart of C.D. is organisation for Action”.

Scouting Train youths (Rovers) : -

- High Standard of Honour.
- Sound way of life.
- Loyalty to the country.
- Thoughtful of others.
- Courtesy & consideration for others.
- Realise the citizenship.
- Healthy habits and clean mind.
- Be thrifty & self supporting.
- Love cheerfully and act kindly.

“The Scout Movement should act as a catalytic agent”.



Relationship : -

- Local community ; Local Government.
- Voluntary Organisations.
- Youth Organisations.

Results : -

- Improve health ; Sanitation.
- More productive agriculture.
- Increase literacy.
- Puts the manpower to work.
- Recognise that the people are the greatest resources of the country.
- Techniques for training People together.



- Way in which people are democratically organised.

Responsibilities of Community : -

- Starting of open units.
- Helps as instructors.
- Fund raising.
- Helps in rallies etc.
- Executives in the Assn.



SCOUTING AND COMMUNITY

Relations of Scouting and the Community

I. Scouting's role in the Community i.e. Member Training (Aim of Scouting).

The object of Scouting is to educate the children in such a way to improve their future efficiency as CITIZEN (a member of the Community).

To achieve this object boys are trained :

- i. To set a high standard of honour and a sound way of life.
- ii. To get the early awareness of God.
- iii. To be loyal to the Country and to play the game towards those around them.
- iv. To show courtesy and consideration to others.
- v. To realise they are citizens of the world as well as of their COMMUNITY & COUNTRY.
- vi. To develop a healthy body and clean mind.
- vii. To pursue hobbies and activities useful to themselves and to their fellowmen.
- viii. To learn to be thrifty and self-supporting.
- ix. To live cheerfully and act kindly.

II. Relations with other Social Provisions :

Scouting not a Social Organisation with a single purpose. Not a rival association to any.

Hence co-operation with other Social Organisations essential.

- i.) Local Government, Panchayats (minor & major) – Children.
Children's Park (Play-Village Communities).

Municipality & Corporation	Cleaning Campaign.
Propagation and health & Hygiene rules	Awareness Campaign In The Locality
Assisting in forming Queues at Bus Stop and booking counters.	Service Activity by Rovers
Distribution of Ration Card.	Door-To-Door Awareness Campaign

ii) Voluntary Organizations

Red Cross & Blue Cross	To joining the Junior Branch helping in their activities.
Rotary, & Lions Etc.	Carrying out the Projects financed by them e.g. Eye Camp.
Women's Organisations SevaSamaj Ramakrishna Mission Monday Club etc.	Helping in their welfare activities- collection of food stuffs and distribution to those affected in Famine, Floods, etc.

ROLE OF SCOUTING IN THE COMMUNITY

The achievement of the Aim – A constructive place in Society – The extension of Scouting e.g. among the handicapped to the deprived and in areas where no or few young people are yet involved in Scouting.

Community Service, Community Involvement and Community Development. IN THE MANAGEMENT OF COMMUNITY DEVELOPMENT PROJECT two essential Elements :

1. Active participation of the people themselves. To improve their level of living with as much reliance as possible on their own initiative.
2. The provision of technical and other services in ways to encourage fuller involvement initiative, self help and mutual co-operation.

AN OLD CHINESE PROVERB give a MAN a Fish and he will be fed for the Day. Teach him how to fish, he will have enough to eat for the rest of his life. We as a Movement have to act as Catalyst Agents in the Process.

III. Responsibility of the Community to the Scouting :

However large and important Scouting is an organisation, it is the interested Citizens of the Country who support and administer its programmes of Youth.

Scouting depends on the fact that in every Community they are interested citizens and organisations that like to be with boys and work with them and are combined that something can and must be done for the young people by them.

Numerous ways are there in which the members of the Community can lend a hand to Scouting :

- Starting and running Open Cub Packs.
- Acting as Instructors, Badge Examiners.
- Members in Group. District Committee.
- Helpers in Pack Holidays, camps, Pavalers etc.
- In the raising of much need fund.
- Etc. etc. etc.

Parents' (Members of the Community) Responsibility.

- To enrol his / her son in the Pack.
- To help in carrying out his obligation in his Pack.

ORGANISING HEALTH AND SANITATION PROMOTION ACTIVITIES

- B.P. said Scouting is a game for all-round development of the youth, a game to produce happy, healthy and helpful citizens for the future. A citizen is one who is an effective helpful person.

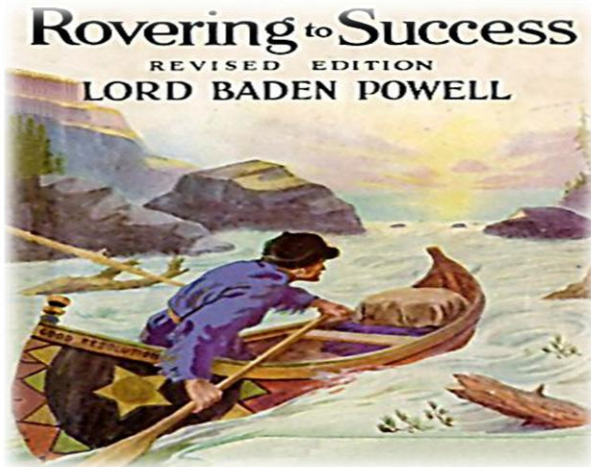
- Let us now try to understand what is health. Health is a state of complete physical, mental and social well being and not necessarily the absence of disease or infirmity.
- Therefore, the aim of Scouting is to achieve the health of the community. The Scout who has learnt about health and sanitation should be able to make the community to understand the link between health and sanitation and prevention of communicable diseases for a better life. They should also support the community to improve their hygiene and sanitation.
- To carry out the Health and Sanitation promotion programme, a fair knowledge about the sources of water, how to get safe drinking water, disposal of waste water, human excreta, disposal of garbage which spreads diseases through flies and mosquitoes and other insects etc., what are the types of communicable diseases. The Scouts must be made aware of the sources of help available to carryout this programme.
- Sanitation is to be considered under personal hygiene, home hygiene and camp hygiene. Home hygiene includes safe water supply, disposal of wastewater, cleaning of latrines, development of cooking media like smokeless chullah etc.
- Good sanitation is indispensable for a healthy life. This mainly depends on the practice and attitude of the people.
- Communicable diseases are responsible for more than 50% of death in our country. Diseases like Tuberculosis spread by air, Diphtheria, Mumps, Measles, Chicken Pox, Whooping Cough spread by droplets infection. Diseases like Cholera, Typhoid, Dysentery, Diarrhea, etc, spread by water.

Conclusion:

Perhaps by now you are quite aware of the Community service and community development and the needs of service and what types of Services that can be undertaken.



Rovering to Success



On going through this module you will realise how young people will shape their carrier and be happy in life. Rovering is an important Section in Scouting Programme. B-p has designed this book "Rovering to success" for the Rovers----" a progressive journey for adolescence to adult-hood, encompassing one's duty to God, others and self through the use of the Scout Method. They affirmed th Rover Motto "Brotherhood" of the open air and service."

Rovering is an opportunity for them to become a collusive strength in influencing the issues within and around them, and to actively intervene in directing their future.

This module will help you to understand the contents of the book.

Objectives :

At the end of the Module, you should be able to :

1. State the contents of the book.
2. Explain how Rovers will lead their livelihood.
3. List out the different types of obstacles that one has to face during adolescents.

Thought for Reflection

Nuclens of World Brotherhood of young men working under a common ideal of service, and under a common bond of Friendship and Understanding.

-- Baden-Powell.

ROVERING TO SUCCESS



This is a book intended to help young men of all ages (from Sixteen upwards) to get on to the right track and make the best of their lives.

The author (B.P.) deals successively with How to be Happy though Rich or Poor, Rocks - Horses, Wine, Women, Cuckoos and Humbugs and Irreligion. He shows that by wrong use, good things become bad things, and small pleasure may develop the harmful self-indulgence.

He draws a distinction between true health giving sports and other things, he points out that character renders prohibition unnecessary, that a sense of chivalry will solve one of the greatest danger with which young man is faced, and that religion is reverence for the wonders of the Universe.

In short the author expresses himself freely and frankly as the old fellow to a lot of young fellows whose welfare he had at his heart. B.P. advises that we should play the game in the spirit of game to make ourselves happy. Difficulties are the salt of life and we should not take things too seriously.

At the end he explained the Object of the Rover Movement, Its Methods, and the Aim, Rover Organisation, Rules of Rover Scouts, Law of Scouting, Activities & Special Badges.



1. How to be Happy Though Rich or Poor

The only true Success is Happiness, you can be happy though you are Rich or poor, he suggested the Two keys to Happiness that is.

- i) Not to take things too seriously, but to make the best of what you have got, and to look on life as a game, and the world as a playground.
- ii) To let your actions and thoughts be directed by Love. By Love with a capital "L" I don't mean falling in love and so on. I mean the use of the kindly spirit which you show when you do good turns to other people. That is, Good- will. And good will is god's will.

Pleasure is not Happiness. Pleasure is too often only a distraction. You may take pleasure in looking at a football match or a play, or in reading a good story, or in criticizing your neighbours, or over eating, or getting drunk. But the effect is only temporary; it lasts but for a time.

Happiness is another thing, it sticks by you and fills your life. You find that Heaven is not just a vague some-thing somewhere up in the sky, but is right here in this world, in your own heart and surroundings.

2. Horse

The bright side is the active enjoyment of true sport & hobbies & earning your own living. The dark side of this Rock is loafing and betting at races and prize fighting.



3. Wine

The bright side is the fact that through overcoming desire you can gain strength of character and higher enjoyment of life.

The dark side of this Rock is the temptation to ruin one's real happiness through self indulgence.

4. Women

The bright side is the safe guarding oneself against temptation through the cultivation of chivalry and manly protecting strength.

The dark side of the Rock is the temptation to forget reverence due to women.

5. Cuckoos and Humbugs

The bright side is the development of self education and service for the community which counteracts the life of cuckooism.

The dark side of this Rock is the danger of being sucked in by cuckoos and humbugs or extremists.

6. Irreligion

The bright side is realisation of God and service to Brother Men. To this the study of Nature is a direct help.

The dark side of this Rock is the danger of atheism and irreligion.

This picture chart of your voyage to success shows some of the bigger rocks that you have to look out for.

They may look up dark, but don't forget that the sunny spot for which you are aiming lies beyond them so if you get round them they have got their bright side too.

You will find it if only you don't let yourself be carried on to them, but navigate yourself wisely.

There is a bright side to the darkest rock and there is a reward for being active in working your own success, instead of passively drifting to ruin – you gain "character" as you go round each rock and you gain your goal of happiness in the end. Always Aim High.

7. Rovering

He explained the Objects of the Rover Movement. It's Methods. Aim of Rover Brotherhood. How to become a Rover Scout- is to join a Rover Crew belonging to a Scout Group in your neighbourhood. He has to undergo various activities like- Tracking, Fire-Making, Cooking, Tent Pitching, Knot-Tying, use of Axe, Map making, how to use Rucksack, clear eyesight, sense of hearing, Judging Distance, weather knowledge, Nature Lore, making of Camp utensils etc.

Has to have a Knowledge of Woodcraft. About Rover Organisation. The Rules, The Aim & Object of Roving is Brotherhood and Service for Others. The Admission as a Rover Scout. The Scout Law. etc.

Conclusion:-

After undergoing the Module hope you have understood what "B-P" wants to advice the young men about the success of life, what to do and not to do and how to overcome the obstacles to be happy and successful in life. At the last chapter he also mentioned the adolescent to join Roving to have a smooth and



EXTENSION ROVERING

This Module is based on other branches of Rovering. Apart from normal Scouts & Guides there are many areas where normal Scouting do not exists, like in rural villages, deserts, prisons, with the handicapped etc. thus Scouting-Rovering can reach to every segment of life.

This Module will help you to understand how Rovering can serve to other section or branches of Scouting known as Extension Rovering.

Objectives :

By the end of this Module you will be able to:

1. Define the different branches of Scouting.
2. Recognise the physically challenged Scouting.

Thought for Reflection

The object of basic education is the physical, intellectual and moral development of children the medium of handicraft.

Mahatma Gandhi.

EXTENSION ROVERING

Extension Rovering :- is a programme within [Scouting](#) which caters for young people with special needs. It aims to meet the mandate from the founder of Scouting [Robert Baden-Powell](#) that the programme be made "open to all". The extension scout programme is especially for scouts, both boys and girls, with disabilities. The disabilities include intellectual disability.

1. A Rover of the extension branch is one who suffers from physical or mental handicap such as blindness, physical deformity or mental deficiency.
2. A handicapped person is eligible to become a Scout. The rules applicable to a scout with such modifications as may be necessary and special rules laid down from time to time

in Appendix of APRO-II shall apply to such an extension scout.

3. Group of extension Scouts may be formed in a hospital, institution, colony or school; an extension Scout may also become a member of a regular Scout Group; a Group of extension Scout shall function under the jurisdiction of Local or District Association as the case may be.

4. An extension Scout shall pass tests prescribed for a scouts except those from which he is exempted in view of his handicap, in such case, he shall pass the alternate test or tests prescribed for an extension Scout.

Service within the Movement

Service is the key motto of Rovers as to what types of services can we render to our brothers & sisters as a member of this organisation as a whole.

Objectives:

At the end of this Module, you will be able to :

1. State the Motto of Rovers.
2. Explain the usefulness of service.
3. List out the areas of services within the Movement.

Thought for Reflection

The teaching of Service is not merely a matter of teaching the theory, but the development of two distinct phases ----- the inculcation of the spirit of good will; and the provision of opportunity for its expression in practice.

--Baden-Powell.

Service within the Movement

SERVICE is the key note of scouting for rovers 'B.P.

As is well known service is the rover motto. It is also a part of the promise 'to help others'. Service includes service to the Movement as well as service to the community.

Service involves – will to serve and the skill to serve.

Will to serve involves the general attitude of helpfulness and concern for others. This attitude cannot be developed overnight. This depends on their ability and develops from the general standard of training you are helping to provide in the crew.

Thus, the leader's role in this subject is not something which can be developed overnight but it is continuous progress establishing the right attitude of helpfulness to others and equipping the Rover Scouts with the Training and ability to be of some service.

Encourage rover scouts to give occasional service as instructors and helpers in the troop and pack or while in a camp

service may be given as quarter master etc. This is a useful introduction to community service.

The last stage in roving is service stage. When they are subject to be fully engrossed in service to the community as they are fully experienced. At this stage they can be encouraged to become adult leaders in Scouting by taking S.M., CM or RSL training to lead the troop, pack or crew and leaders of adults.

Thus, service within the movement serves to fulfill the main aim of Scouting to make them useful and worthy citizens of country.

Thus, service within the Movement is one of the important aspects of service to the community and the Rovers are best suited for the job.



UPARASTRAPATI AWARD COMPETITION

The training method of the Rover Section has two aspects Individual Training and Collective training. Both are important to develop the character of the rovers.

In this lesson you will learn about the Uprashtrapati Award competition which will be not only help the crew to implement the community service and community development but also develop the image of the crew among the community and help to build the Public relation amongst the society.

OBJECTIVE

At the end of this lesson you will be able to

- *Explain the scheme of Upa-rashtrapati Award*
- *Narrate the methodology and procedure of competition*

1. Purpose

The purpose of this competition is to make an effort to motivate the Rovers of the country to play their useful role in serving the community and the Movement by taking up concrete community service and community development projects.

2. Period

The competition will cover the period from 1st July every year to 30th April of the succeeding year.

3. Methodology

The competition will be held in three categories and is open to all Rover Crews in the country.

The Rover Crews will participate in all the three categories prescribed for this competition.

4. Eligibility

The State will be eligible to compete on the basis of the following rules :

The minimum requirement of participants at the State level will be :

- (a) Minimum of 2 competing Districts.
- (b) A competing District is one which registers at least one Unit from Rover Sections.

5. Registration

The Units will be registered for the competition to the National Headquarters on receipt of the application forms duly forwarded by the State Association along with a registration fee of Rs.10/- (Rupees Ten only) per Unit. Registration at National Headquarter must be done before the end of April.

The national headquarter will then register the Units for the competition and issue the Log Books to the State for onward transmission of the units registered

6. Judging

Each participating Unit will maintain a record of the activities undertaken by it in a Log Book issued by the NHQ. The judging will be held at District/Divisional, State and National level according to the guidelines issued by the National Headquarters.

7. Award

- In each State the Rover Crew standing first in the competition and gaining 70% and above marks of total will be awarded the Merit Certificate by the Vice-President.
- All the Units participating in the competition which gain more

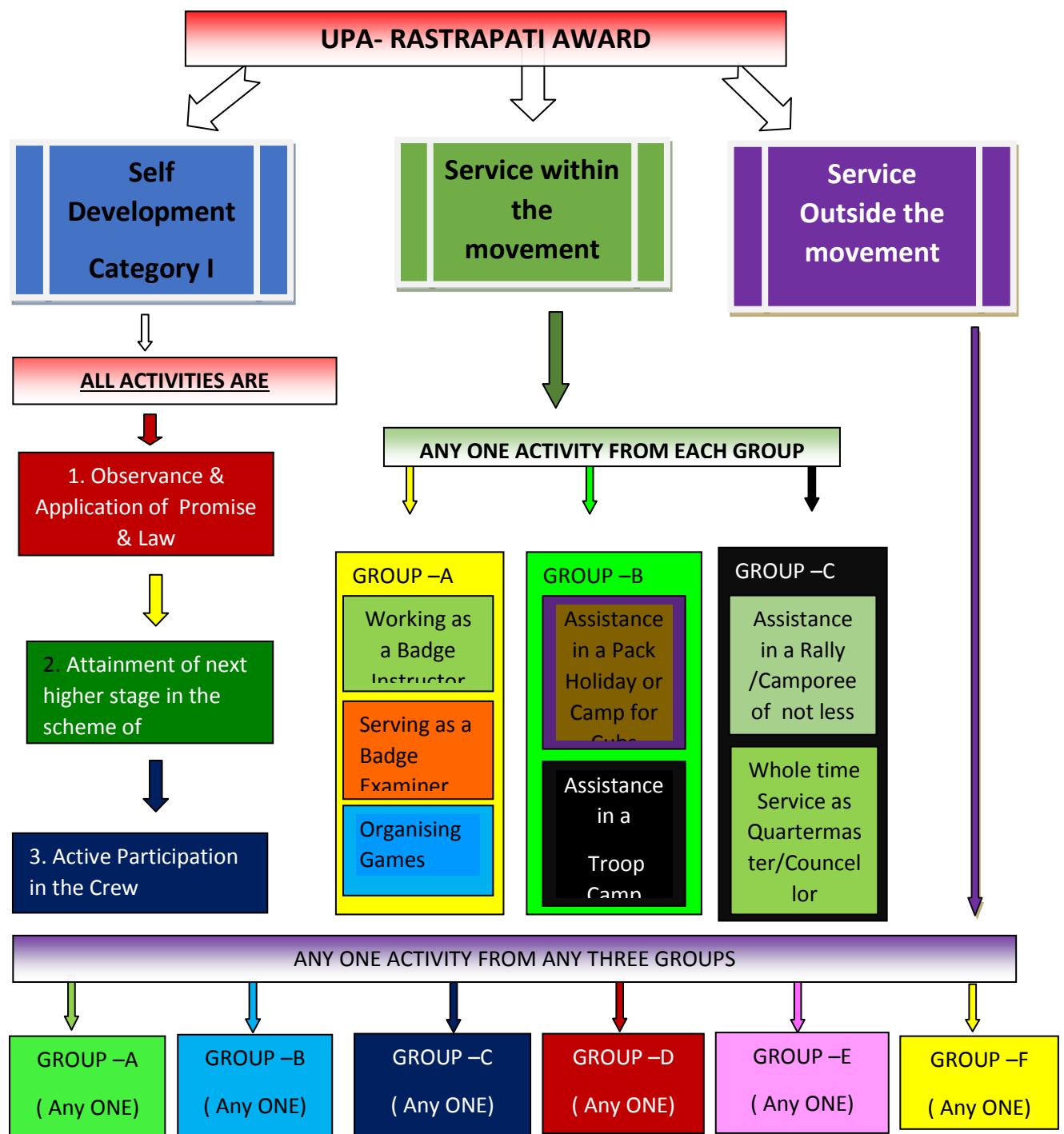
than 50% marks in all the categories but less than 70% will be awarded a participation certificate signed by the Chief National Commissioner.

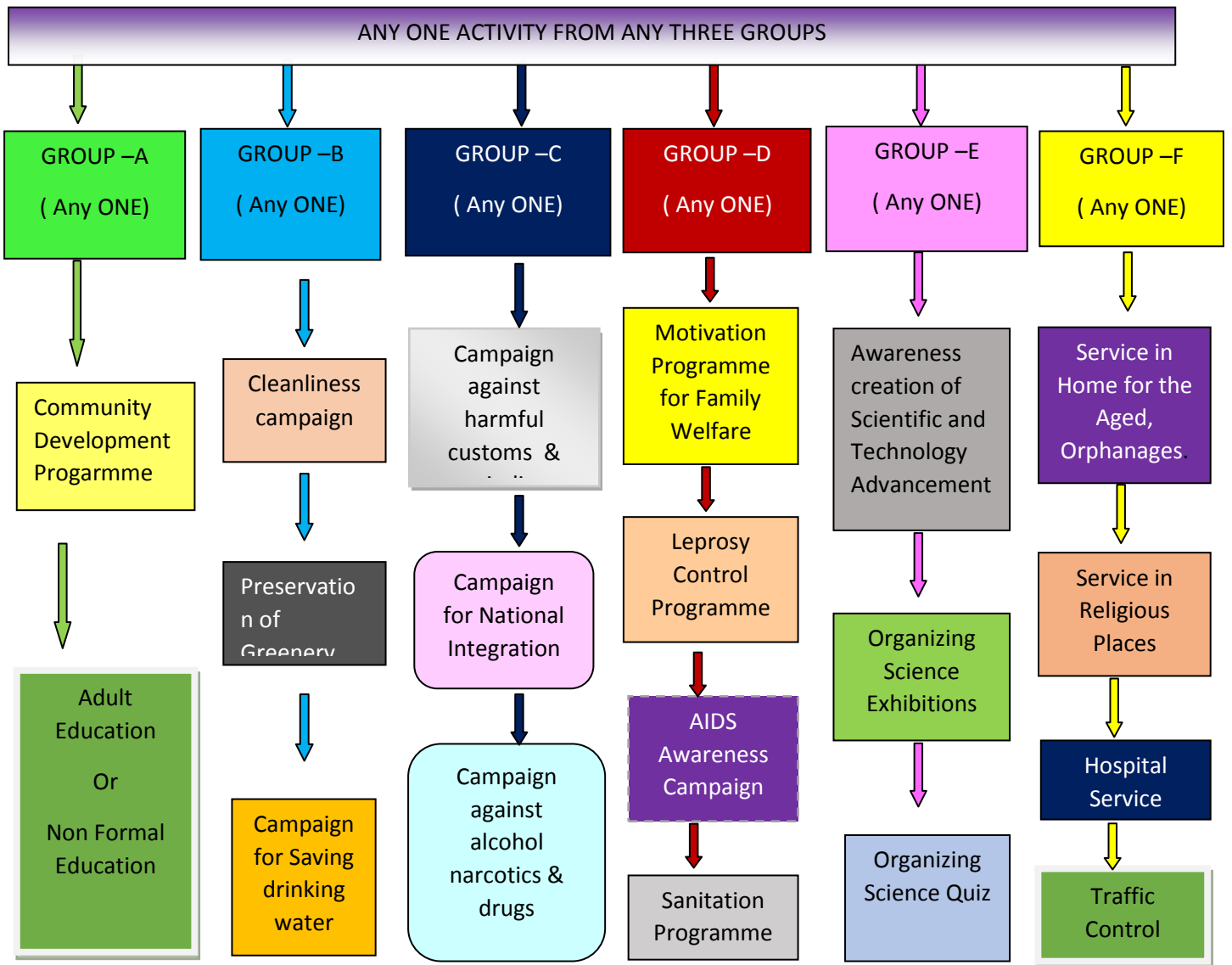
- Each award winning Unit will be invited to send its Sr. Rover mate, Rover Scout Leader to a special rally where these awards will be presented.
- Each Unit obtaining the participation certificate will be invited to send its Rover mate and Rover Scout Leader to this Rally to receive the Certificate.
- The Rover of the Units obtaining the Certificate of Merit will also be awarded individual certificate which will be presented to them in the Rally.
- Each member of the Unit obtaining the participation Certificate will also be getting certificate signed by the Chief National Commissioner.
- Unit Leaders of the Units getting Certificate of Merit would be awarded a certificate signed by the Chief National Commissioner.
- Each member of the winning Unit will be awarded a special badge called Vice- President's award badge.

8. Project area

The area of work for each Unit will be selected by respective Unit approved by the District Commissioner concerned. It shall not be less than one basti/hamlet and not more than 3 bastis/ hamlets preferably near their group headquarters. In Urban areas the project area should be not less than one hundred house/hutments.

SYLLABUS: There different category and sub-categories, let us follow the chart:-





Further Reading:-

Upa-Rastropati Award Leaflets published by National Headquarters-BSG

Or visit our website : <http://www.bsgindia.org> - Awards and Competitions section.
